


Merkur Slots: Social Responsibility, Operational Compliance & Training Documents



MERKUR

SLOTS

**Social Responsibility,
Operational Compliance
& Training Documents**

MERKUR SLOTS SOCIAL RESPONSIBILITY, OPERATIONAL COMPLIANCE & TRAINING DOCUMENTS TABLE

1. INTRODUCTION		UPDATED	VERSION
1.1	THE 3 LICENSING OBJECTIVES & OUR VENUES	April 2021	V1.3
1.2	G TAB BINGO PRODUCT	March 2021	V1.1
1.3	SOCIAL RESPONSIBILITY - STATEMENT OF INTENT	March 2021	V1.4
1.4	POWERS OF THE GAMBLING COMMISSION	March 2021	V1.1
2. CRIME & DISORDER			
2.1	MONEY LAUNDERING AND CASH HANDLING	March 2021	V1.1
2.2	KEEPING ALCOHOL OUT	March 2021	V1.1
2.3	DEALING WITH AGGRESSIVE CUSTOMERS	March 2021	V1.1
3. FAIR AND OPEN			
3.1	COMPLAINTS PROCEDURE & COMPLAINTS LEAFLET	March 2021	V1.2
3.2	MARKETING AND PROMOTIONAL GUIDELINES	March 2021	V1.3
4. CHILDREN AND OTHER VULNERABLE PEOPLE			
4.1	ACCESS TO GAMBLING BY CHILDREN AND YOUNG PERSONS	March 2021	V1.2
4.2	EMPLOYMENT OF CHILDREN AND YOUNG PERSONS	March 2021	V1.2
4.3	CUSTOMER INTERACTION & GAMBLING COMMISSION GUIDANCE	March 2021	V1.4
4.4	SELF EXCLUSION	March 2021	V1.3
4.5	SELF EXCLUSION REVIEW FORM	March 2021	V1.1
5. RECORDING REQUIREMENTS			
5.1	MONTHLY LOG CHECK SUMMARY & PAPER PREMISES LOGS	March 2021	V1.1
6. POLICIES			
6.1	IHL TABLET & PREMISES LOG	May 2021	V1.3
6.2	MERKUR SLOTS OPERATIONAL STANDARDS	April 2021	V1.1
6.3	OPERATIONS MANUAL: COMPLIANCE POLICY	March 2021	V1.1
6.4	OPERATIONS MANUAL: CCTV POLICY	March 2021	V1.1
6.5	OPERATIONS MANUAL: MACHINE FRAUD POLICY	March 2021	V1.1
6.6	OPERATIONS MANUAL: MACHINE RATIO CHECK POLICY	March 2021	V1.1
6.7	OPERATIONS MANUAL: STAFF GUARD POLICY	March 2021	V1.1
6.8	OPERATIONS MANUAL: SMOKING/VAPING POLICY	March 2021	V1.1
6.9	PROOF OF AGE	March 2021	V1.1
7. TRAINING			
7.1	LEARNING AND DEVELOPMENT TRAINING STATEMENT	March 2021	V1.2
7.2	SAFEGUARDING AND RESPONSIBLE GAMBLING	April 2021	V1.1
7.3	TRAINING WORKBOOK	March 2021	V1.2
7.4	INDUSTRY ACRONYM & ABBREVIATIONS	March 2021	V1.2
8. LICENSING SUMMARY & LCCP			
8.1	LICENSING BROCHURE	April 2021	V1.1
8.2	LICENSING CONDITIONS AND CODES OF PRACTICE	April 2021	V1.1


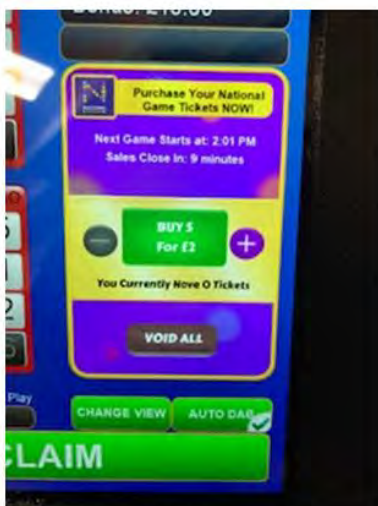

LICENSING OBJECTIVES



Image Library of a customer Journey in our Venues



LICENSING OBJECTIVES





SAFER GAMBLING

Our MERKUR brands are setting new standards of player protection with the launch of 360 - a programme which cements the company's continuous commitment to social responsibility. 360 has been developed following close consultation with the Global Gambling Guidance Group (G4) whose accreditation programme helps organisations to establish a responsible gambling culture and implement initiatives that minimise the harms caused by problem gambling. G4's wide-ranging audit, which included a cultural assessment based on interviews conducted among staff working at all levels of the organisation, was documented in a dedicated Gauselmann UK-specific Action Work Programme.



1. Keeping crime out of gambling

Whilst crime is considered 'low/medium risk' in our business, we have to be mindful of the fact crime still exists and our venues could be considered as a target for money laundering gained from the proceeds of crime and terrorist financing, i.e. drug money, TITO technology to conceal 'fake notes', life style and spending habits.



We provide an important natural surveillance on the high street, particularly late into the evenings.



Dedicated Learning & Development Team and National training centres.




We provide complimentary refreshments, teas and coffees, to customers and do not sell or serve alcohol. Our staff will not allow anyone into the premises who appears to be intoxicated.



IHL SMART tablet in every venue for the recording of customer interactions, self-exclusions, incidents and alerts.



We are immensely proud of the fact that we have never had a licence revoked. Incidents are extremely rare. We simply do not generate noise and anti-social behaviour.



Our customer base after midnight is predominantly the local entertainment workforce and shift workers who like to relax after their busy shifts.



Policies and training on anti-money laundering, 6 month refresher training



Our teams remain with the customers on the venue floor rather than behind a counter.



Customers tend to visit on their own or in couples. We rarely see large groups.

2. Ensuring gambling is conducted fairly and openly

We have to ensure the terms we offer with regards to our business practices are fair and transparent to our customers and as Licensees we must comply with the Consumer Rights Act 2015. This means ensuring our machines and marketing are promoted in a fair and open way.

MARKETING CODE OF PRACTICE
A GUIDE TO GETTING OUR ADVERTISING AND PROMOTIONS RIGHT – EVERY TIME!

The Marketing Department provides an annual programme of National activity. All these communications and point-of-sale/display materials are legally compliant and present our customers with a fair and professionally managed image of a responsible gaming provider. HOWEVER, occasionally local activity may be requested from you. All local activity should be cleared through the Marketing Department. This will ensure we are always

LEGAL - DECENT - HONEST - TRUTHFUL

- All our advertising and promotions must be legally compliant and **MUST NOT** be misleading or indecent.
- All our advertising and promotions must be socially responsible and **NOT** promote gambling for financial gain.
- All our advertising and promotions must be **TRANSPARENT** and clearly state the offer and any requirements or conditions to obtaining it.
- Any terms or conditions related to the offer, including offer and dates **MUST** be displayed clearly at the point-of-sale and/or on any related printed literature or publicity materials.
- Any printed literature, display or point-of-sale material **MUST** contain the company's approved compliance business (see example below) which includes the over 18 symbol and Gamble Responsibly statement alongside your business name, brand/logo.
- Advertising and promotions **MUST NOT** be targeted at, or exploit children, or those vulnerable to gambling. The law states:
Advertisements and promotions should not be specifically and intentionally targeted towards people under the age of 18 through the selection of media, style of presentation, content or context in which they appear. All advertisers and gaming operators should already be aware that it is an offence under Section 46 of the Gambling Act 2005 to invite a child or young person to gamble.
- The use of models, photographic images or illustrations in advertising or promotions must show a minimum of 25 years of age.
- DO NOT** make purchase a condition of entry into a draw or raffle – buying a chance of winning is a lottery, so always state: **NO PURCHASE NECESSARY** (even if for charitable causes).
- DO NOT** present offers which reward extended play or incentivise disproportionate time played.
- ALWAYS** communicate offers clearly in grammatically correct English, avoiding slang, expletives or abusive text. Avoid anything customers could perceive as offensive or discriminatory and remember the 4 key code words:

LEGAL - DECENT - HONEST - TRUTHFUL

IMPORTANT: All local promotions are required to be run through the Marketing Department.

18+ BeGambleAware.org

PLAY SENSIBLY PLAY ENJOYABLY PLAY AFFORDABLY

MERKUR SLOTS

All promotional activity is controlled centrally to remain compliant to our Code of Practice.

GAMBLING COMMISSION

Licence conditions and codes of practice
April 2020

Gambling advertising: protecting children and young people
Advertising Code of Practice (for bookmakers and bookies)

CAP



All venues have clear information boards in venue with how to get support, complain and provide feedback

PLAYING THE MACHINES
Staying in Control

18+ BeGambleAware.org

PLAY SENSIBLY PLAY ENJOYABLY PLAY AFFORDABLY

MERKUR SLOTS

COMPLAINTS & DISPUTES POLICY

Unresolved complaints or disputes regarding operations or any other gambling related issues should be brought to the attention of the Duty Manager on the site.

If the complaint or dispute cannot be resolved by the Duty Manager, the matter will be referred to the Area Manager for advice, within 7 working days. The Area Manager will complete the complaint form for return to the Area Manager. The form will also be logged at the head office of Merkur Slots.

If the matter cannot be resolved by the Area Manager, the complainant should write to The Operations Director, Casino Services Ltd, Seabree House, 58 Southbank Road, Milton Keynes, MK9 1PL.

If the operations director is unable to resolve the complaint or dispute to the customer's satisfaction, then the customer may refer the matter to the body with which the company has an arrangement for alternative third party dispute resolution.

Operative Casino machines is provided by Merkur Slots Limited (Company No. 1030420) Limited, London, EC2P 3JG

18+ BeGambleAware.org

PLAY SENSIBLY PLAY ENJOYABLY PLAY AFFORDABLY

MERKUR SLOTS

Our leaflets clearly outline processes to support our customers

3. Protecting children and vulnerable people from being harmed or exploited by gambling

We have a duty of care to ensure children and young persons do not enter our premises, which are strictly for OVER 18s only. As a company we operate a 'Think 25' policy and ID checks are carried out if we suspect a person is under 18. Ensuring we protect people who may be 'at risk' from gambling and protecting them from harm, customer interaction and helpful advice is vital to ensure we promote our business in a socially responsible way.



Our venues have 3 external age tests per year with a compliance rate of over 94% for the last 3 years, compared to other leisure and gambling sectors that sit around 80%.



All employees complete on-boarding and six-monthly refresher training on “The Essentials of Compliance and Social Responsibility” and “Safeguarding Children and Vulnerable People”.



Six monthly compliance audits to help identify training needs in venue.

Bringing Traditional Bingo to the High Street



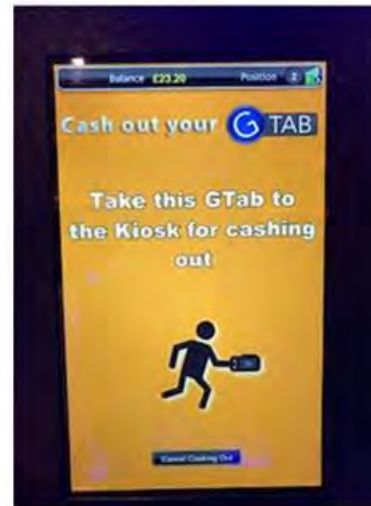
G-Tab is a multi-purpose gaming device offering live link Bingo Games, Bingo Variant Games and participation in the National Bingo Game which is played twice daily. Bingo tablets are bingo machines that provide games of both remote and non-remote bingo with remote bingo being the linked games operated via WiFi and the internet on licensed premises. Complies with the appropriate Gambling Commission Technical Standards and Machine Guidance.

Standalone Tablet Terminal

Bingo numbers announced and shown live on the top display



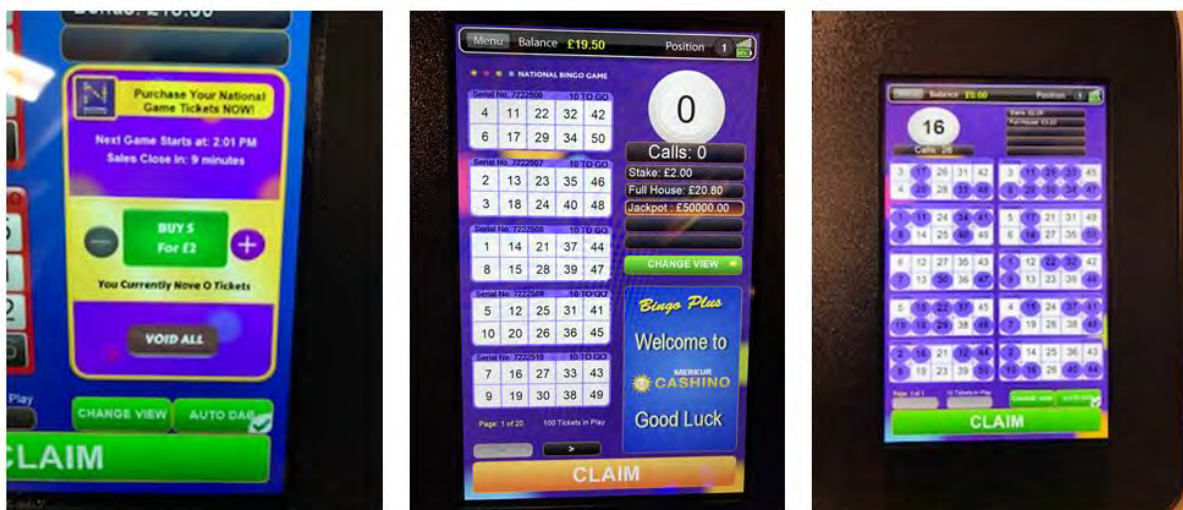
Charges to play clearly displayed




Customers cannot stake-up once game has commenced

Making all traditional forms of Bingo like 'Shutter Bingo' played at the sea-side or 'main-stage' Bingo played in Clubs available.

National Bingo Game, linked to all Bingo Clubs (such as Mecca and Buzz) played twice daily (2pm and 7pm) at £2.00 for 5 tickets, maximum tickets 100 per position, making £40 maximum stake which is within the Bingo Association guidelines. Prize money including the National Jackpot is based on the number of cards in play, including bonus lines and is clearly displayed on the main display caller's unit, prior to the game commencing and on the individual tablets throughout the game.

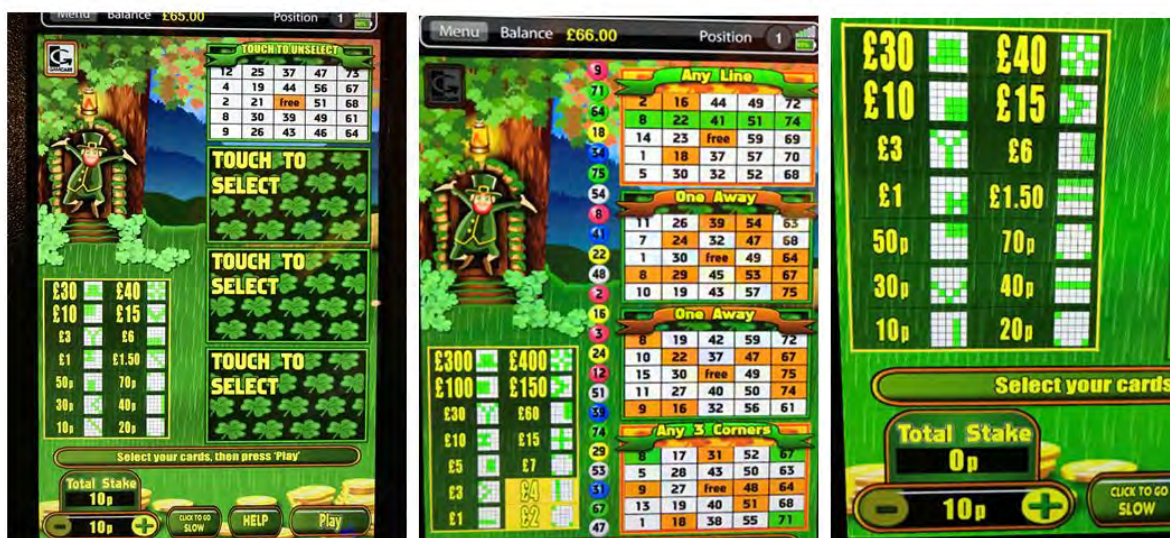


Live Link Bingo played throughout the day from 50p for 3 cards, maximum 15 cards per position, making maximum stake of £2.50 per game. The prize money, based on number of cards in play, including bonus lines is clearly displayed on the main display caller's unit, prior to the game commencing, and on the individual tablet throughout the game.

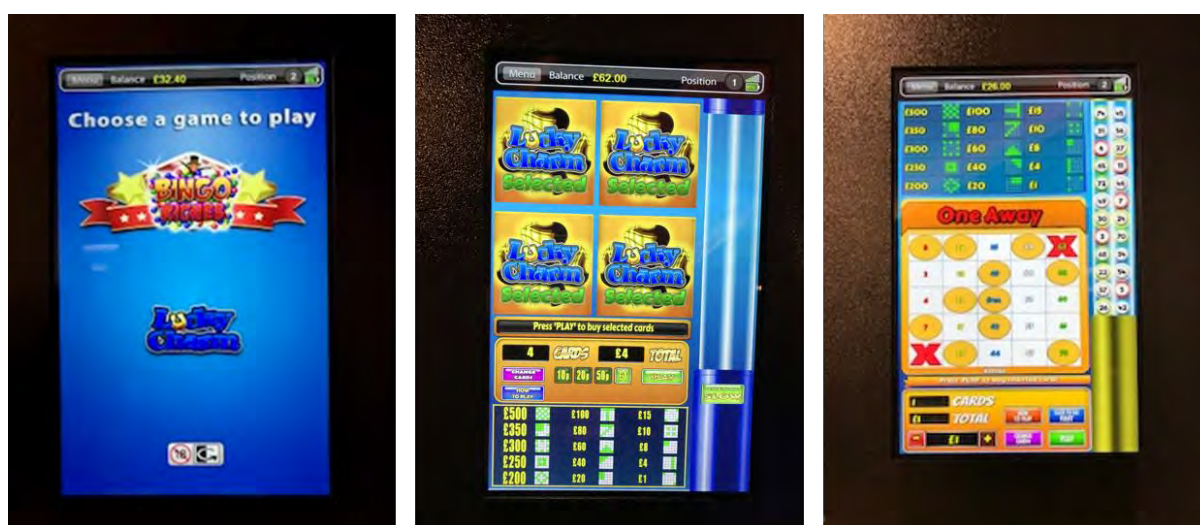


Bingo Variant (BV) Games are available 9:00 till midnight. The game of bingo stands alone on the tablet and does not connect via remote communication to a server or link to games across premises.

Bingo Riches: play from 10p (25p/50p/£1 options) per card, maximum 4 cards, so maximum stake £4 per game, with 24 bingo balls drawn and marked off various patterns to give a varied winplan, maximum prize £40 on 10p stake.



Lucky Charm: play from 10p (20p/50p/£1 options) per card, maximum 4 cards, so maximum stake £4 per game, with 24 bingo balls drawn and marked off various patterns to give a varied winplan, maximum prize £50 on 10p stake.



Low stake games:

The device also offers the player a choice of games which can be played from as little as 5p (maximum £1) a game all of which comply with Cat C technical standards.

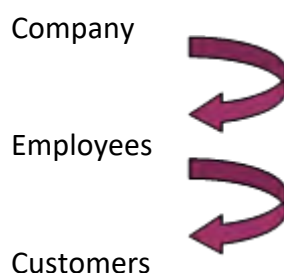
SOCIAL RESPONSIBILITY POLICY

STATEMENT OF INTENT

The responsibility for an individual's gambling is their own. Merkur Casino UK, operating the brands Merkur Slots and Merkur Bingo, recognises that for a very small minority of its customers gambling can become addictive which can lead to a range of problems for both individuals and their families. As a result of this we (the Company) believe that we have a social responsibility to act positively in relation to sensible gambling.

WHAT IS SOCIAL RESPONSIBILITY?

Social responsibility is about going above and beyond what is called for by the law. Ideally, proactively identifying signs of problem behaviours is better than reacting to a problem. We apply our social responsibility through three levels:



Social responsibility is being responsible to people, for the actions of people, and for actions that affect people. Casino Gaming has clear policies, procedures and codes of practice which outline and support the development of the way in which staff intervene where there is a suspected problem and the Company then monitors and supports the development of the awareness and knowledge of its staff in dealing with such interventions.

The idea of being responsible to customers has actually long been embedded in the ethics of business, treating a customer with respect, attention and genuinely caring about what the customer wants and needs. As a Company we understand our responsibility to help people.

The Gambling Commission regulates gambling in the public interest. The regulatory framework introduced by the Gambling Act 2005 is based on three licensing objectives. These are to:

- Keep crime out of gambling
- Ensure that gambling is conducted in a fair and open way; and
- Protect children by preventing their entry and vulnerable people from being harmed or exploited by gambling.

It is our responsibility to ensure that we comply with these licensing objectives at all times.

COMPANY

Our Statement of Intent is published and available to all our employees.

To support the licensing objectives and in addition to our Social Responsibility Policy we also have: -

- Sensible gambling procedures including Self Exclusion
- 'Think 25' policy

EMPLOYEES

The Company ensures that all employees are inducted responsibly into our organisation through: -

- Induction checklist
- Employee Handbook
- Reviews and sign off at 4,8,12 weeks

The above documentation includes comprehensive coverage of the following: -

- Social Responsibility Policy
- Sensible gambling procedures
- 'Think 25' policy

Ongoing training is available to all our employees and we provide a Customer Care training programme, that specifically trains our staff about problem gambling and how to interact with customers who may be affected (including arrangements for self exclusion), whilst also covering the following areas:

- Customer care
- Conflict management
- Social responsibility

In addition employees will receive refresher training every 6 months.

CUSTOMER

Information is clearly provided to the customer to enable them to understand the machine/game they are playing and the percentage returns that apply on all games.

The customer is made aware of and given advice on problem gambling through appropriate advertising, notices, information and Staying In Control leaflets on site. Further information including sources of help and support is available via the following organisations: -

- Citizens advice <https://www.citizensadvice.org.uk>
- Gamble Aware <https://www.begambleaware.org>
- GamCare <https://www.gamcare.org>
- GamesAid <https://www.gamesaid.org>
- Gam-Anon <https://www.gam-anon.org>
- Gamblers Anonymous <https://www.gamblersanonymous.org.uk>
- Gordon Moody Association <https://www.gordonmoody.org.uk>
- Action for Children Charity <https://www.actionforchildren.org.uk>
- National Debtline <https://www.nationaldebtline.org>
- Leeds Community Gambling Service (via Gamcare)

The implementation of the following policies and procedures and through Customer Care Training ensures that this is consistent throughout the Company: -

- Social Responsibility Policy
- Sensible gambling Procedure
- 'Think 25' policy



Stefan Bruns
Chief Executive Officer



Mark Schertle
Chief Operating Officer



Boris Lungen
Chief Financial Officer

POWERS OF THE GAMBLING COMMISSION'S ENFORCEMENT OFFICERS & OTHER OFFICERS

STATEMENT

The Company recognises its responsibility and obligation to comply with the Licensing Objectives of the Gambling Act 2005 and the Licence Conditions and Codes of Practice.

The Company acknowledges its obligation to ensure that staff co-operate with the Gambling Commission's Enforcement Officers in the proper performance of their compliance functions and that they are made aware of those officers' rights of entry to premises.

- The Company must provide the Gambling Commission with any information that they suspect may relate to the commission of an offence under the Act, including an offence resulting from a breach of a license condition or a code of practice provision having the effect of a license condition. Changes in key circumstances must be reported within five days of their occurrence in accordance with the terms set out in the Operating License.
- The Company must provide the Gambling Commission with such information as the Commission may require from time to time about the use of facilities provided such as: -
 - the numbers of people making use of the facilities and the frequency of such use.
 - the range of gambling activities provided by the licensee and the number of staff employed in connection with them.
 - the licensee's policies in relation to, and experience of, problem gambling.
- The Appointed Manager will be informed immediately a Gambling Commission Enforcement Officer properly identifies himself on the premises, and will attend to the Officer without undue delay. Staff will co-operate at all times with the Commission's Enforcement Officers.
- Members of staff are trained as part of their induction process in the understanding of, and the strict adherence to this policy, and required to sign to this effect retaining a copy for their future reference. The original is retained on the employee's personnel file.

RIGHTS OF GAMBLING COMMISSION ENFORCEMENT OFFICERS

- A constable, enforcement officer or authorised person under the Act may enter premises for the purpose of assessing compliance or assessing whether an offence is being committed.
- A constable or enforcement officer can enter a premises if he reasonably suspects that an offence may be being committed or is about to be committed.
- Entry may also be for the purpose of discovering whether facilities for gambling are being provided, to determine whether an operating license or premises license is held and to determine whether facilities are being provided in accordance with terms and conditions of an operating license.
- Entry may also be made to assess the likely effects of activity when application has been made for a premises license.
- The powers of the constable, enforcement officer or authorised person can include inspection of any part of the premises or any machine, anything on the premises, questioning any person, access to written or electronic records, remove or retain evidence of committing an offence or breach of terms and conditions.
- The power of inspection must be exercised only at a reasonable time.
- The enforcement officer or authorised person must provide evidence of his identify and authority.
- A constable, enforcement officer or authorised person may use reasonable force to enter a premise.
- It is an offence to obstruct a constable, enforcement officer or authorised person in carrying out their duties.

Please refer to the training section where you will find the Compliance Training document to be used for training purposes. Our online UPSKILL Training platform hosts Essential of Compliance & Social Responsibility workbook and online quiz to be completed every 6 months by all employees.

PROCEDURE

Visits by Gambling Commission Enforcement Officers may be pre-arranged or unannounced, however: -

In all circumstances the employee must ask for identification from the visitor to establish that they are a Gambling Commission Enforcement Officer.

The Duty Manager must attend the Enforcement Officer without delay.

The visitor must also be requested to sign into the visitors log book.

Staff are to co-operate at all times with the Commission's Enforcement Officers in the proper performance of their compliance functions.

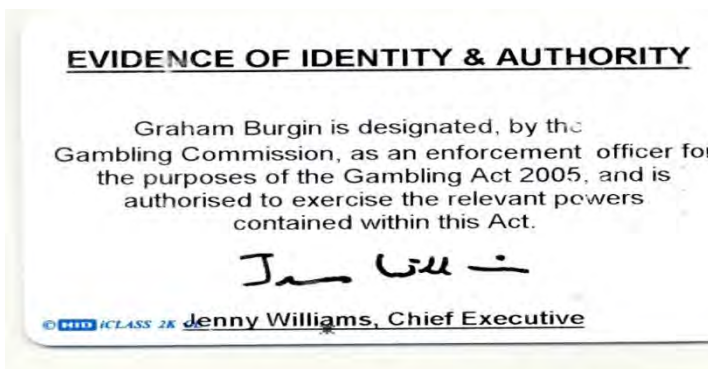
The Enforcement Officer may remove copies of documents as required.

Gambling Commission Sample ID



Front of card Contains the Following:

1. Officers Name
2. Photo ID
3. Serial Number
4. Date of Issue
5. Gambling Commission Contact Details



Back of card contains the following:

1. Evidence of the Officers Identity
2. Signature of the Gambling Commission Chief Executive

MONEY LAUNDERING, CASH HANDLING AND SUSPICIOUS TRANSACTIONS

1. Introduction

This policy has been implemented in order to comply with the Money Laundering Regulations 2007 that requires processes to be adopted to avoid the possibility of money laundering.

New obligations in respect of money laundering were imposed by the Proceeds of Crime Act 2002 (the "POCA") and the Money Laundering Regulations 2007 ("the Regulations"). This legislation broadens the definition of money laundering and increases the range of activities caught by the statutory control framework. As of 31st October 2016 new money laundering regulations come into force. The regulations are applicable to the Licence Conditions & Codes of Practice (LCCP). Whilst our venues/sector is considered "Low Risk", this does not mean that there is "no risk" within our trading sectors.

As a result of this legislation Merkur Casino UK brands are required to establish procedures to prevent the use of its services and resources for money laundering. Anti-Money Laundering is effective within our business by taking a "risk based" approach.

2. Money Laundering Definition

Money laundering is a process by which the proceeds of crime are converted into assets which appear to have a legitimate origin, so that they can be retained permanently or recycled into further criminal enterprises. This definition of money laundering means that potentially any employee could contravene the Regulations if they were to become aware of or suspect the existence of criminal property and continue to be involved in a matter which relates to that property without reporting their concerns. In arcades, both Adult Gaming Centre (AGC) and Family Entertainment Centre (FEC), this is typically stained or dyed notes and foreign coins. We should also be mindful of significant increases in customer spending habits which may be an indicator of criminal spend. In practice this is the most likely area of potential money laundering within our venues.

3. Policy

Brands operating under Merkur Casino UK are committed to ensuring that all necessary safeguards are in place with regard to the receipt of money in order to avoid it being used to launder money that may originate from the proceeds of crime.

Merkur Casino UK has appointed a designated Money Laundering Officer (MLO), Mrs. Amanda Kiernan.
Email: amandakiernan@praesepeplc.com

All relevant staff are trained on the requirements of the Regulations and told of the need to report any suspicious cash transactions. **All venues** need to report any suspicious cash transactions **of any** note denomination value, i.e. **one** stained/dyed note, and foreign coins to the value of **£50 during one machine empty or cash collection**. These incidents should be reported using the “(AML) ANTI MONEY LAUNDERING” app available on your IHL tablet. An automated alert will be sent to the Money Laundering Officer for the purpose of informing the relevant authorities.

4. Disclosure Procedure

Where it is suspected by a member of staff that money laundering activity is taking/has taken place, a disclosure must be made to the Money Laundering Officer as soon as possible. Because of the importance attached to the process, notification should normally take place immediately by telephone or, where that is not possible, by any other expedient means, including automated alerts of the “(AML) ANTI MONEY LAUNDERING” report available on your IHL tablet. Where there is suspicion of any type of potential money laundering incident CCTV images (if available and relevant) should be retained securely.

All incidents should be reported to your line Manager.

The Money Laundering Officer will maintain records of all notifications received detailing the method of verification used to identify the suspected person.

5. Cash Handling

Operating policies and procedures are in place with regard to accounting practices and record keeping in respect of: -

- Monetary stakes introduced to machines (gross takings where available)
- Money introduced to refloat machines
- Token transactions
- Customer refunds due to machine malfunctions
- Money removed from machines (net takings where available). Where gross takings and net takings information is not available the operation will provide an explanation to the Commission

- Ticket In Ticket Out (TITO) vouchers from machines in arcades can be used for money laundering. Vouchers can be cashed in at a later date and criminals will use a range of outlets to disguise the origin of funds

Members of staff, where appropriate, are trained as part of their induction process in the understanding of, and the strict adherence to this policy, and required to sign to the effect retaining a copy for their future reference. The original is retained on the employee's personnel file.

KEEPING ALCOHOL OUT

At Merkur Slots we have clear rules and guidelines on the consumption and influence of alcohol.

INDIVIDUALS UNDER THE INFLUENCE OF ALCOHOL ON ENTRY

In all our sites individuals who are deemed to be under the influence of excessive alcohol should be prevented from entering any of our premises.

Procedure

When such a situation occurs the member of staff should politely refuse entry to the site on the grounds of being under the influence of alcohol and ask the individual to leave the premises.

Should the individual resist or refrain from leaving the premises in the first instance a Manager or Duty Manager should be called. They should also request that the individual leave the premises immediately. If an individual fails to leave the premises or becomes a nuisance that cannot be dealt with by the staff on duty the police should be called to assist.

All incidents should be recorded fully on the premises log.

ALCOHOL CONSUMPTION ON SITE

Dependent upon which type of site you are on depends on the rules that need to be applied.

Bingo Clubs

Customers may purchase alcoholic drinks on site within the licensing regulations of the premises; however customers must not bring alcohol onsite to be consumed.

AGC's/High Street Bingo

Under no circumstances should customers be served alcoholic drinks on site, nor should they bring alcoholic drinks onto the premises to be consumed.

Customers should be approached to either leave the premises or stop drinking on site.

EXCESSIVE CONSUMPTION

Procedure

For sites where alcohol may be purchased and a customer consumes to excess to the extent that their behaviour becomes inappropriate or disruptive they should in the first instance be prevented from consuming any more alcohol and should be requested to behave appropriately or be asked to leave the premises, usually by a duty manager.

Where the individual refuses to leave the premises then the police should be contacted for further assistance.

DEALING WITH AN AGGRESSIVE CUSTOMER

Both violence and aggression are used to show distress, to gain dominance, and sometimes to maintain stability. As such they can be termed 'normal' if not always socially acceptable.

WHAT CAUSES AGGRESSION AND VIOLENCE?

There are many reasons why someone may behave in an aggressive or violent manner towards an individual or object. Below are some of the reasons in different situations.

- Platonic** Human beings tend to judge things they are familiar with as good and things not familiar as suspect.
- Instinctive** The best defence is attack!
- Learned Behaviour** Aggression is sometimes part of the behaviour we have learned from society.
- Energy Source** Natural release of pent-up instinctual energy - a pressure relief valve. Many of the activities socially acceptable are high forms of controlled aggression. The career drive in some people may be explained as an attempt to express instinctual aggression drive, but in a way society accepts and rewards.
- Frustration Response** When frustration in an individual reaches certain levels the only option open may be a display of aggression.

WHAT ARE SOME OF THE CAUSES OF VIOLENCE?

There are two aspects to consider:

- Physical** Such as Brain Damage, Drug Abuse, Alcoholism, Sexual Abnormalities, Pain, Hunger, Sleep Deprivation, Environmental Changes (weather), Appearance, Illness, Defence of Territory of Possessions, Age
- Psychological** Such as Fear, Frustration, Humiliation, Inappropriate Assertiveness, Pain, Vulnerability, Threats (Defence of self), Age, Illness (affective disorders, schizophrenia), Oppression.

IDENTIFYING AN AGGRESSIVE OR VIOLENT CUSTOMER

There are tell tale signs so the key thing is to observe customer discreetly whilst going about your duties. This way you will spot a change in demeanour or behaviour.

These are some of the signs that can help in predicting the likelihood of imminent violence:

- Muscles tensed?
- Facial expression?
- Balanced to move?
- Fingers or eyelids twitching?
- Pacing about?
- Withdrawn on approach?
- Voice - change of pitch/tone; insults; obscenities, threats?
- Sweating?
- Breathing - increase in respiration?
- Tears?
- Offensive weapon carried or available?

PROCEDURE

Quite simply whenever there is an incident you should: -

- H Hear the customer – listen to their complaint or issues.
- E Empathise – see to understand the problem.
- A Acknowledge – ‘I hear what you are saying’, ‘I’m sorry you feel that way’.
- T Take Action – progress with whatever action is relevant to the situation.

Here are some further techniques which can help when responding to a customer behaving aggressively or violently: -

- Be alert and consider if you need further assistance.
- Avoid eyeball to eyeball confrontation.
- Relieve the tension by adopting a calm approach.
- Speak and stand calmly but always remain balanced and ready to move - stay on person's weak side where possible.
- Consciously lower pitch and volume of voice.
- Speak clearly and slowly and don't stop talking because the other person doesn't answer.

- Try to get the person talking.
- Listen to what the person says and how it is said.
- Try to identify the source of concern and help if possible.
- Try to distract the person from the immediate cause of concern by changing the course of conversation - buy time to think, to plan, to obtain assistance.
- Understanding and kindness, simple human values which are often overlooked in today's society, can have a marked effect on the outcome of such cases.
- Do not argue! You really cannot win because the other person does not have to be logical. If you lose the argument and have to back off, your position is weakened. You may get so involved, if you do not carefully measure your own response, that you might, in the end, lose some of your own self-control.
- Do not give orders!
- Never make promises you cannot keep.
- Do not disagree where it is not necessary.
- Do not make threats that cannot be carried out or offer rewards for what started out as unlawful or improper conduct.
- Control your behaviour in body language, feelings and expression.
- In conversation with the person being confronted use expressions such as:
 - o "I know you have a problem", "I know you are upset", "I believe you when you say something is wrong". Keep your voice at a calm, even pace.

These expressions will show that you have some affinity with the person and his/her position.

- Always consider if you need further assistance from a colleague, if the person becomes abusive in their language or behaviour they should be asked to leave immediately (remember to refund their stake money). If they refuse to leave then assistance from management or the police should be sought.

PREVENTING STAFF FROM BEING ABUSED

Under no circumstances should a member of staff put themselves at risk with an abusive customer. If the following of the guidelines above has failed in calming a customer or the customer refuses to leave the premises when asked a manager should be called. If the customer is still aggressive and still refuses to leave the premises then the police should be called.

At no time should a member of staff intervene physically in the removal of an individual from a site.

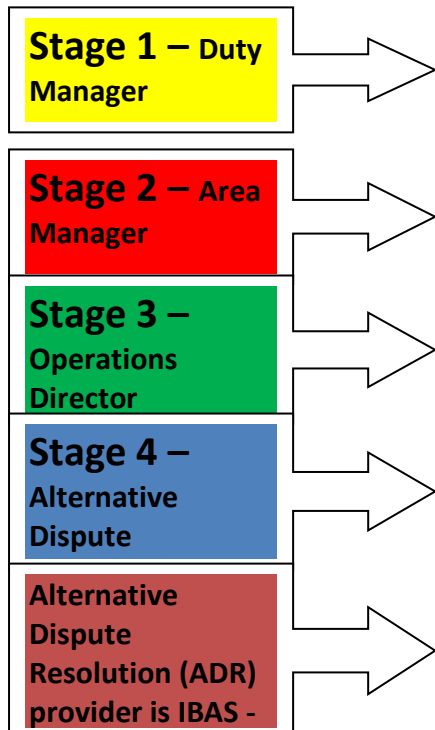
All incidents should be fully recorded on the IHL Smart Tablet incident log.

COMPLAINTS PROCEDURE

The Company's written complaints procedure is available as a separate leaflet.

Cashino venues operate a 4 stage complaints procedure as below.

If you receive a visit from the Gambling Commission/Local Authority they may ask you who our **Alternative Dispute Resolution (ADR)** provider is so ensure you know the answer – see details below.



COMPLAINTS & DISPUTES POLICY

Unresolved complaints or disputes regarding repayments or any other issue should be brought to the attention of the Duty Manager in the first instance.

If the complaint or dispute cannot be resolved by the Duty Manager, the matter will be referred to the General Manager for action, within 7 working days. The Duty Manager will complete the relevant form for referral to the General Manager. The form will also be logged at the head office of Merkur Slots.

If the matter cannot be resolved by the General Manager, the complainant should write to: The Operations Director, Merkur Slots Ltd., Seebeck House, 1A Seebeck Place, Knowlhill, Milton Keynes MK5 8FR.

If the Operations Director is unable to resolve the complaint or dispute to the customer's satisfaction, then the customer may refer the matter to the body with which the Company has an arrangement for alternative third party dispute resolution.

Alternative dispute resolution is provided by:
(IBAS) Independent Betting Adjudication Service Limited
P.O. Box 62639, London EC3P 3AS



MERKUR SLOTS

18+ BeGambleAware.org

PLAY SENSIBLY

PLAY ENJOYABLY

PLAY AFFORDABLY

MARKETING AND PROMOTIONAL GUIDELINES

POLICY

The Company recognises its responsibility and obligation to comply with the Licensing Objectives of the Gambling Act 2005 and the Licence Conditions and Codes of Practice.

COMPLIANCE

All advertising and marketing by the Company complies with standards set by the Committee of Advertising Practice (CAP) and the Broadcast Committee of Advertising Practice (BCAP).

We adopt the general principles that our advertising is:

- legal, decent, honest and truthful.
- prepared with a sense of responsibility to consumers and to society.
- respectful to the principles of fair competition generally accepted in business.
- not intended to bring advertising into disrepute.

Specifically we ensure that:

- Advertising contains nothing that is likely to lead people to adopt styles of gambling that are unwise.
- Advertisements and promotions are socially responsible and do not encourage excessive gambling.
- Care is taken not to exploit the young, the immature or those who are mentally or socially vulnerable.
- Advertisements are not directed at people under the age of 18 years through the selection of media, style of presentation, content or context in which they appear. No medium is used to advertise gambling if more than 20% of its audience is under 18 years old.
- Persons shown gambling are not, nor do they appear to be, under 25 years of age.
- There is honesty at all times with regard to the chances of winning, the likelihood of a big win, and the odds or payout ratio that applies to the gambling on offer.
- Advertising and promotional material carries a reference for the need to keep gambling under control.
- It is never suggested or implied that gambling is a means of getting out of financial difficulty.

MARKETING CODE OF PRACTICE

A GUIDE TO GETTING OUR ADVERTISING AND PROMOTIONS RIGHT – EVERY TIME !

The Marketing Department provides an annual programme of National activity. All these communications and point-of-sale/display materials are legally compliant and present our customers with a fair and professionally managed image of a responsible gaming provider. HOWEVER, occasionally 'local' activity may be requested from you. All 'local' activity should be cleared through the Marketing Department. This will ensure we are always:

LEGAL - DECENT - HONEST - TRUTHFUL

- All our advertising and promotions must be legally compliant and MUST NOT be misleading or indecent.
- All our advertising and promotions must be socially responsible and NOT promote gambling for financial gain.
- All our advertising and promotions must be TRANSPARENT and clearly state the offer and any requirements or conditions applied to obtaining it.
- Any terms or conditions related to the offer, including offer end dates MUST BE displayed clearly at the point-of-sale and/or on any related printed literature or publicity materials.
- Any printed literature, display or point-of-sale material MUST contain the company's approved compliance baseline (see example below) which includes the over 18 symbol and Gamble Responsibly statement alongside your business name, brand/logo.
- Advertising and promotions MUST NOT be targeted at, or exploit children, or those vulnerable to gambling. The law states:
Advertisements and Promotions should not be specifically and intentionally targeted towards people under the age of 18 through the selection of media, style of presentation, content or context in which they appear. All advertisers and gambling operators should already be aware that it is an offence under Section 46 of the Gambling Act 2005 to invite a child or young person to gamble.
- The use of models, photographic images or illustrations in advertising or promotions must look a minimum of 25 years of age.
- DO NOT make purchase a condition of entry into a draw or raffle – buying a 'chance' of winning is a lottery, so always state NO PURCHASE NECESSARY (even if for charitable causes).
- DO NOT present offers which reward extended play or incentivise disproportionate stake levels.
- ALWAYS communicate offers clearly in grammatically correct English, avoiding slang, expletives or abusive text. Avoid anything customers could perceive as offensive or discriminatory and remember the 4 key code words:

GUARANTEED JACKPOT WINS FOR EVERYONE! ❌

PLAY THIS AND DOUBLE YOUR MONEY! ❌

YOU WILL WIN A FORTUNE! NO TERMS AND CONDITIONS ❌

BEST BEFORE END ✔️

OVER 18 ONLY 18 ✔️

18 ✔️

THINK 25 ✔️

FREE TO ENTER? ✔️

PLAY LONGER WIN MORE ❌

✔️

LEGAL - DECENT - HONEST - TRUTHFUL

IMPORTANT: All local promotions are required to be run through the Marketing Department.

18+ BeGambleAware.org



PLAY SENSIBLY

PLAY ENJOYABLY

PLAY AFFORDABLY



MERKUR
SLOTS

MARKETING AND PROMOTION

Any incentive or reward scheme or other arrangement under which the customer may receive money, goods, services or other advantage (including the discharge in whole or in part of any liability (the benefit)) the scheme is designed to operate, and be operated, in such a way that neither the receipt nor the value or amount of the benefit is: -

- A. Dependent on or calculated by reference to the length of time for or the frequency with which the customer gambles or has at any time gambled.
- B. Dependent on the customer gambling for a pre-determined length of time or with a pre-determined frequency.

If the value of the benefit increases with the amount the customer spends it does so at a rate no greater than that at which the amount spent increases. Incentives and rewards are proportional to the type and level of the customer's gambling.

Procedure

All Marketing and Promotions must be compliant.

All Marketing and Promotional activities must be approved by one of the following Managers relevant to the site.

For Bingo Sites

- ☐ Operations Director
- ☐ General Manager
- ☐ Marketing Manager

For AGC's

- ☐ Operations Director
- ☐ Marketing Manager

ACCESS TO GAMBLING BY CHILDREN AND YOUNG PERSONS

POLICY

The Company recognises its responsibility and obligation to comply with the Licensing Objectives of the Gambling Act 2005 and the Licence Conditions and Codes of Practice. It is illegal for any person who is under 18 years of age to be permitted entry to any Licensed Premises.

PROCEDURE

- It is a matter of gross misconduct if a member of staff knowingly allows entry by any person who is under the age of 18 years to our Licensed Premises.
- Any person known to be under 18 years of age will be refused entry.
- Any person who appears to be under 25 years of age, and who has not previously provided satisfactory proof to the contrary, is challenged at the point of entry or when it comes to the attention of staff. Members of staff are trained to 'think 25'.
- If the person admits to being under the age of 18, they are refused entry.
- Should they claim to be 18 or over and there is still doubt, satisfactory proof of age is requested and has to be provided before entry is allowed. If at any time there is suspicion of forged documents these incidents will be recorded and reported.
- Proof of age documents must contain a photograph from which the individual can be identified; state the individual's date of birth; be valid, and legible. It should bear no visible signs of tampering or reproduction. Acceptable forms of identification include those that carry the PASS logo (e.g. Citizen card, Validate and the Government's own Connexions card); a driving licence (including a provisional licence) with photograph, or a passport and military identification cards.
- Where there is still doubt and the person cannot produce proof of age, they are advised that they will not be permitted to enter until such time as they provide such proof.
- They will be shown, have explained to them, and be given a 'proof of age card' application form or offered an explanation on how to apply for a card.

- Should the person then refuse to leave, they are advised that the age restriction is a legal requirement.
- If they still will not leave, the Duty Manager is immediately contacted to take over the situation.
- Any attempts by under-18s to enter the premises or designated area(s) are brought to the attention of the Duty Manager immediately and recorded as an entry on a IHL SMART Tablet. Details of entry to include date, time, identity of the individual if known - or detailed description if unknown – member of staff dealing, action taken, the outcome and measures put in place to prevent a re-occurrence.
- Service is refused in all circumstances where any adult is accompanied by a child or young person.
- All gaming machines, other than category 'D' machines, are inscribed with a notice prohibiting play by persons under the age of 18 years.
- Stakes are returned to under-18s attempting to gamble in an adult-only environment, and under-18s are not allowed to retain any prize.
- Consideration will be given to permanently excluding from our Licensed Premises any adult who has previously and repeatedly attempted to gain entry when accompanied by a child or young person or, should entry have been gained, if the offence was committed knowingly or recklessly. Notwithstanding, that adult shall be required to stop gambling immediately and told to leave the premises.
- In instances where a child or young person repeatedly attempts to gamble on premises or in designated area(s) restricted to adults, or where repeated oral warnings have been issued, consideration will be given to reporting the matter immediately to the Gambling Commission and, where appropriate, police or local education welfare department.
- Consideration is to be given to reminding customers of their parental responsibilities and to assess whether there is a need to develop procedures for dealing with young or otherwise vulnerable children left unattended in the vicinity of our premises.
- Members of staff are trained as part of their induction process in the understanding of, and the strict adherence to this policy and accompanying log.

EMPLOYMENT OF CHILDREN AND YOUNG PERSONS

POLICY

The Company recognises its responsibility and obligation to comply with the Licensing Objectives of the Gambling Act 2005 and the Licence Conditions and Codes of Practice.

COMPLIANCE

It is an offence for children (under-16s) and young persons (those aged 16 and 17) to be engaged, or permitted to be engaged in: -

- Providing facilities for gambling.
- Performing any function (including cleaning) in connection with a gaming machine at any time.
- Carrying out any other function on the Licensed Premises, whether directly employed or not, whilst any gambling activity is being carried on in reliance on the premises licence. All relevant staff, including children and young persons, employed by this Company have been trained about the laws relating to access to gambling by children and young persons.

IT IS STRICT COMPANY POLICY THAT: -

- Children and young persons are not employed to carry out any work in an adult-only area of family entertainment licensed premises at a time when any gambling is taking place.
- Gaming machines sited in Licensed Premises are turned off if children and/or young persons are working on the premises outside the hours when the premises are open for business.
- Due diligence is given to verifying the age of all new members of staff where there is reason to doubt authenticity of birth dates supplied.

CUSTOMER INTERACTION

REMEMBER reporting an Interaction is **NOT** the same as reporting an Incident.
An Interaction is a **Gambling related issue** with a customer.

POLICY

The Company recognises its responsibility and obligation to comply with the Licensing Objectives of the Gambling Act 2005 and the Licence Conditions and Codes of Practice listed under the Social responsibility code provision 3.4.1.

The Company makes use of all relevant sources of information to ensure effective customer interactions in particular, to identify at-risk customers who may not be displaying obvious signs of problem gambling.

If members of staff have concerns that a customer's behaviour may be related to having problems with gambling, the Duty Manager should be informed at the earliest available opportunity.

The Duty Manager is required to observe the individual and make a judgment as to whether it is appropriate to suggest to the customer that they might want to be provided with information regarding where they can seek professional advice about the nature of their gambling activity, or to discuss other options.

New Customer interaction – formal guidance was introduced by the Gambling Commission 31st October 2019. A copy is available to read in this section of your Compliance folder. Customer interaction consists of the following 3 parts;

Procedure

PART 1; Identify and observation – behavior or activity you have spotted or something the customer tells you.

PART 2; Interact and take action - contact to prompt the customer to think about their gambling, for you to find out more, and an opportunity for you to offer information or support.

PART 3; Evaluate and record the outcome – what you or the customer did next. In some cases, you may need to monitor the customer's gambling to spot any change which may prompt further action.

The above 3 parts include the following;

- Behaviours may include intense mood swings, aggression, hysteria, remorse, excessive ATM use, time and money spent, damage to property, violence or the threat of violence to staff or other customers.
- The Duty Manager may give consideration to refusing service or barring the customer from the premises and, in extreme situations, contacting police for assistance. Whenever police are called to the premises for assistance in handling any incident, a log entry will be made whether police attend or not. [SmartINCIDENT app on IHL tablet]
- Staff are aware of where customers can be directed for confidential advice should they be approached by them for help. This Includes the Staying in Control information leaflet which includes GamCare Helpline details.
- Members of staff are trained to deal with the process of self-exclusion if they consider a customer is at risk and/or where a customer requests self-exclusion information, this will be fully explained for consideration.
- All venue staff should be aware of those customers that are frequent visitors or deemed to be "high value" players. Monitoring and interaction will take place with every customer during every visit. It is this interaction that may lead the Duty Manager to intervene or take appropriate action, possibly via the Machine Administration Reconciliation System (MARS), which is able to monitor the spend of particular customer on specific machines, who may be deemed "high value", and therefore potentially more at risk. Appropriate action would then be taken on a player by player basis.
- If the customer refuses such information and continues to behave in a manner which could reasonably be considered to be disruptive or puts the staff or other customers in potential danger, the Duty Manager will implement the Company's procedures for dealing with antisocial situations.
- All Customer Interactions must be logged on the IHL SMART Tablet.
- Members of staff are trained as part of their 3 month induction process in the understanding of, and the strict adherence to this policy and accompanying logs.

SELF EXCLUSION

POLICY

Whilst most customers are able to enjoy and control their gambling, Merkur Slots recognises its duty of care to those who cannot. Accordingly we provide a self – exclusion facility for those customers to request their exclusion for a fixed period of time, which is for a minimum of not less than 6 months, nor more than 12 months, with the customer, on request, having the option to extend one or more periods for a further 6 months each.

New regulations were implemented by the Gambling Commission and as from 6th April 2016, all gaming operators have to be part of a multi operator self-exclusion scheme, referred to as MOSES.

IF A CUSTOMER WISHES TO SELF-EXCLUDE IMMEDIATELY, WITHOUT MEETING WITH THE AREA MANAGER/DUTY MANAGER/SUPERVISOR OR WITHOUT A FURTHER VISIT TO OUR PREMISES, THEN THEIR DECISION MUST BE RESPECTED. THE DUTY MANAGER OR SUPERVISOR SHOULD ASSIST THE CUSTOMER IN THE COMPLETION OF A SELF EXCLUSION REQUEST IMMEDIATELY, SO THAT THE CUSTOMER NEED NOT MAKE A FURTHER VISIT TO THE GAMING PREMISES. PLEASE NOTE: YOU WILL NEED A WIFI CONNECTION IN ORDER TO ACCESS THE IHL HUB AND THE SmartEXCLUSION PAGE ON THE TABLET.

Procedure - Using the SmartEXCLUSION Tablet

When a customer has requested that they be refused entry to our premises, the customer and the Area Manager/Duty Manager/Supervisor will formally acknowledge and document their request on the SmartEXCLUSION tablet, available at all Cashino venues. For further information please refer to the “SmartEXCLUSION User Guide” available at the venue.

Self-exclusion is sector specific:-

- **AGC LICENSED PREMISES** - 0.25km – 1km exclusion zone.
- **BINGO LICENSED PREMISES** – Traditional Bingo Clubs eg Beacon, Mecca and Buzz plus High Street Bingo’s – National exclusion zone

Please Note: the staff member dealing with the self-exclusion process should make the customer aware that if they self-exclude from a Slots Venue with a Bingo Licence, they will be self-excluded from ALL High Street Bingo’s and Traditional Bingo clubs in the UK. Therefore, you need to know what type of Premises Licence you hold at your venue. It will either be ADULT GAMING CENTRE PREMISES LICENCE (AGC) or BINGO PREMISES LICENCE. The tablet is set up to select your sector type by default, either AGC or BINGO. You will need to explain to ALL CUSTOMERS who wish to self-exclude, that it is sector specific and that they need to visit other establishments in your local area if they frequent premises operating Bingo, AGC, Licensed Betting Shops and Casinos licenses in order for them to self-exclude from **ALL gambling premises**.

The customer will be asked to assist us in applying the exclusion by allowing you to take an up-to-date photograph. The SmartEXCLUSION tablet has a built-in web cam for this purpose. You will be prompted by the on-screen instructions when to take a photo of the customer during the self- exclusion process. **A photo is a mandatory requirement. The photo should be taken of head and shoulders only.**

The Area Manager/Duty Manager/Supervisor will confirm the customer’s exclusion for a minimum period of not less than six months, nor more than 12 months.

The exclusion will apply to all Adult Gaming Centre (AGC) venues within a radius of 0.25km – 1 km, if your venue holds an AGC license and ALL Bingo licensed premises – Traditional and High Street if your premises hold a Bingo License.

It must be made clear to the customer that they may not revoke the self-exclusion during this time.

Once the customer has entered their electronic signature on the tablet and the self-exclusion is confirmed, the information will be retained on the tablet at the venue and electronic notification sent out to other similar licensed premises, nationally for Bingo licensed premises and within a 0.25km – 1km radius for AGC licensed premises.

A photo gallery is available to view for ease of identifying customers who have self-excluded in the local area and includes your venue within the selected radius. Milton Keynes Head Office will automatically be notified of all self-exclusions.

Please note on the photo gallery,

- Exclusions which are live have no coloured border.
- Exclusions which are in the 6 month ‘cooling off’ period have a **RED** border. These photos will remain on the tablet for 6 months. If the customer does not return to gambling within the 6 months period, photo will automatically disappear and be archived.
- Exclusions in the 24 hour ‘cooling off period have a **BLUE** border. This will be visible for customers who have reinstated and wish to resume gambling and will disappear after the 24 hour period.

If a customer tries to enter gaming premises during a self-exclusion period, this is classed as a breach and details should be recorded on the tablet by selecting the customer photo and selecting the Report Breach button



When the self-exclusion period ends, a customer has the option to return to gambling. **The customer should return to the venue where they originally self-excluded from to complete the re-instatement process on the tablet.** This button will be visible on the tablet only after the end date of the self-exclusion period.



If a customer wishes to extend their self-exclusion period for a further 6 months, they may do so by selecting the  button on the tablet.

PLEASE NOTE: For staff training purposes follow the instructions on the tablet and enter the following details on New Exclusion – Contact Details page:

First Name: **dummy**

Last Name: **test**

You **do not** need to take a photo of a person, just point the camera to the floor and take the photo. All test entries will automatically get archived once a week from the database.

As of 6th April 2016 you no longer need to add any self-exclusions **completed on the tablet** to 'LOG E – Self Exclusion' as the new SmartEXCLUSION tablet acts as the electronic log. (See details below for old style paper Self Exclusions).

PROCEDURE – Using the old paper Self Exclusion Request Forms which have yet to expire

PLEASE NOTE: You will need to retain any previous paper copies of SELF EXCLUSION REQUEST FORMS on file, until such time they have expired and the 'END DATE' is reached. This could be up to 2020. Do not throw them away as they are proof that a customer self-excluded prior to 6th APRIL 2016, when the regulations changed. You will also need to retain the paper copy of the SELF EXCLUSION REVIEW FORM. This form will need to be completed if a customer wishes to return to our premises and resume gambling. You will only need to use this form for paper copies of self-exclusions which are not on the tablet.

PLEASE NOTE: For old style paper self-exclusions you have in your Compliance folder, which are still active, (see 'end date'), the Duty Manager or any other authorised person and the customer will review the request and record the process on a self-exclusion review form and attach this to the original self-exclusion request form. If the customer wishes to extend their self-exclusion, this will need to be completed on the tablet as a new entry for a minimum period of 6 months.

You will need to record on LOG E, any actions for old style paper Self Exclusion Request Forms you still have on file i.e. customer breach, customer review/resume gambling and 24 hour cooling off period.

If the customer does wish to continue gambling after the expiry of an exclusion period then a 24 hour cooling off period must be taken before gambling is resumed.

Paper self-exclusion request forms should be destroyed 6 months after the end date due to the data protection act.

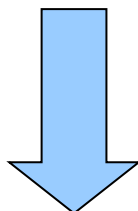
PLEASE NOTE: Self-exclusion social responsibility code provision 3.5.1 is a condition of our Licence Conditions and Codes of Practice – (LCCP)

SELF EXCLUSION PROCEDURE FLOWCHART

CUSTOMER: Requests to be excluded.

AREA MANAGER/DUTY MANAGER/SUPERVISOR: Goes through the implications, for a minimum period of not less than six months, nor more than 12 months, with the customer, upon request, having the option to extend one or more periods for at least a further six months each. Advises the customer of the GamCare Self-Assessment test (on tablet) before self-excluding.

CUSTOMER AND
AREA MANAGER/DUTY MANAGER/SUPERVISOR: Completes the customer exclusion request using the SmartEXCLUSION tablet and follows the on screen instructions.



CUSTOMER: Must allow a photograph to be taken using the built in webcam using the SmartEXCLUSION tablet.

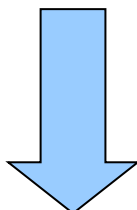
AREA MANAGER/DUTY MANAGER/SUPERVISOR: Explains to customer the exclusion is sector specific and applies to other similar operating premises in the locality within the default 0.25km – 1 km radius.

CUSTOMER: Once customer has electronically signed and Duty Manager confirmed the self-exclusion on the SmartEXCLUSION tablet, the customer must now leave the site.

MANAGER:

Checks the SmartEXCLUSION tablet and photo gallery includes the customer in question. Informs Team Members and any regular relief staff. Make new starters aware if they start during the exclusion period.

MANAGER/DUTY STAFF



Must record a breach on the Smart EXCLUSION tablet when a customer who has elected to self-exclude themselves tries to enter the premises.

AFTER THE END OF THE EXCLUSION PERIOD:

Customers will be offered support and advice should they wish to resume gambling. They should return to the venue where they originally self- excluded from to complete the re-instatement process. If this is the case a 24 hour cooling off period is put in place. Information will also be provided on how to extend the self-exclusion period should they wish to do so.

See above instructions for old style paper self-exclusion request forms which have expired and reached the end date and the process to follow.

Full operating instructions for your SmartEXCLUSION tablet are available at all venues. Please refer to the SmartEXCLUSION User Guide available at your venue.

SELF EXCLUSION REVIEW FORM

Please note: this form should only be used for old style paper self-exclusions on file. You do not need to use this form for self-exclusions on the SmartEXCLUSION tablet.

Company:

Site Name:

Site Address:

Post Code:

Customer Name:

Customer Date of Birth:

Customer Address:

Post Code:

Self-Exclusion agreement start date:End Date:.....

<p>Customer's Decision:</p> <p>.....</p> <p>.....</p>

Request to resume access and gambling following the self-exclusion period.

I confirm that I voluntarily no longer wish to be self-excluded from this site and other venues in the locality to which the agreement applies; that all options have been explained to me by the Company.

Signature: (Customer)

Date:.....Time.....

Signature: (Appointed Manager)

Date:.....Time.....

I have experienced a "cooling off" period of 24 hours and can resume gambling as of:

Date:.....Time:.....

Please note: if the customer wishes to be reinstated on the Membership database, a copy of this form needs to be emailed to Tracey Chapman – (Memberships) at Cashino Head Office, Milton Keynes.
Email:traceychapman@praesepeplc.com

Please note: Log E needs to be updated with these details in your Compliance folder for old style paper self-exclusion forms only pre 6th April 2016.

Please retain this form on file for your records for a further 12 months from date signed.

SOCIAL RESPONSIBILITY & CODES OF PRACTICE PREMISES LOGS

The Logbook contains the following:

- NEW:** **Venue Monthly Compliance Log Check Summary**

- LOG A:** **Attempts By Children And Young Persons To Access Adult Areas** – Recorded electronically using **Age Verification app** on IHL tablet

- LOG B: 1** **Customer Interaction - Gambling Related “At Risk” Customers** – Recorded electronically using the **SmartINTERACTION app** on IHL tablet.

- LOG B: 2** **Customer Incidents – Not Gambling Related** – Recorded electronically using **SmartINCIDENTS app** on IHL tablet.

- LOG C:** **Customer Complaints and Disputes** (paper Log)

- LOG D:** **Customer Incidents Requiring Police Assistance** – Recorded electronically using **SmartINCIDENT app** on IHL tablet.

- LOG E:** **Self-Exclusion Log** (Now Obsolete) - Was used for old paper Self Exclusions Forms which are not on the tablet and retained in Compliance Folder.

- LOG F:** **Incidents Relating To Aggressive Customers and Alcohol** – Recorded electronically using **SmartINCIDENT app** on IHL tablet.

- LOG G:** **Staff Training Summary** – paper log to be signed and dated every 6 months by **all staff**, when they complete “Essentials of Compliance” training module. **Venue Managers** to check the log is up to date at the end of the month and sign the Log Check Summary to verify the log is correct.
(this will remain as a paper Log and will not be on the tablet)

NOTE: You can download and print these Premises Logs on Upskill > Knowledge Base > Categories > Casino Compliance Folder Content

(MERKUR Premises Logs – section 5 - Updated April 2019 – V1.6)

Venue Monthly: Compliance Log Check Summary

Log	Description	Total No.	Comments
A	Attempts by children and young persons to enter venue [Age Verification app on tablet as of 9th July 2018]		
B 1	Customer Interactions related to Problem Gambling [SmartINTERACTION app on tablet as of 8th April 2019]		
B 2	Customer Incidents <u>not</u> related to Problem Gambling [SmartINCIDENT app on tablet as of 1st October 2018]		
C	Customer Complaints and Disputes [paper log]		
D	Customer Incidents Requiring Police Assistance [SmartINCIDENT app on tablet as of 1st October 2018]		
E	Paper Self-Exclusions, Attempts to enter, Attempts to Gamble [complete for any paper self- exclusion forms you have on file] further information on log sheet		
F	Incidents Relating to Aggressive Customers and Alcohol [SmartINCIDENT app on tablet as of 1st October 2018]		
G	Summary of Staff Training: Essentials of Compliance Only (EOC) [paper log to be completed & signed by <u>ALL STAFF</u> for EOC training]	NA	NOTE: Please check at the end of each month training dates on Log G correspond with Upskill EOC dates

Document to be completed checked and signed monthly by Venue Manager or designated person at the end of each month.

Area Manager check and sign every 8 weeks.

Signed Venue Manager		Date	
Signed Area Manager		Date	Comments
Signed Auditor/Compliance Manager		Date	Comments

(Regulatory reports to the Gambling Commission are for the period 1st April to 31st March each year)

SITE ADDRESS and NUMBER:

LOG G: SUMMARY OF STAFF TRAINING – Page 1

TO BE COMPLETED SIGNED AND DATED BY ALL EMPLOYEES EVERY 6 MONTHS FOR UPSKILL – ESSENTIALS OF COMPLIANCE TRAINING (EOC) AND QUIZ


Management and staff have declared that they have read and understood the following training documents and are fully aware of Company policy and procedures relating to them:

1. Access to Gambling by Children and Young Persons	6. Money laundering and Proceeds of Crime Act 2002
2. Access to Premises by the Gambling Commission’s Enforcement Officers	7. Self-Exclusion
3. Advertising Standards and Marketing	8. Customer Interaction for “At Risk” customers
4. Fair and Open Practice and Alternative Dispute Resolution/IBAS	9. Incidents relating to Aggressive Customers and Alcohol
5. Information on how to Gamble Responsibly and Help for Gamblers with problems	10. Employment of Children and Young Persons

Name	Position in Company	Training Date EOC Quiz	Staff Signature	Next Training Date Due in 6 months	Leaving Date	1	2	3	4	5	6	7	8	9	10
						✓	✓	✓	✓	✓	✓	✓	✓	✓	✓
						✓	✓	✓	✓	✓	✓	✓	✓	✓	✓
						✓	✓	✓	✓	✓	✓	✓	✓	✓	✓
						✓	✓	✓	✓	✓	✓	✓	✓	✓	✓
						✓	✓	✓	✓	✓	✓	✓	✓	✓	✓

QUICK GUIDE: for recording information using the IHL tablet and the remaining paper Logs

Our teams use a tablet system, designed by IHL, allowing us to digitally log a number of areas. This system is also linked live to the National Self-Exclusion scheme. An Image of this system is below along with a breakdown of details behind the icons.



SOCIAL RESPONSIBILITY & CODES OF PRACTICE PREMISES LOGS



Age Verification app - all ID checks for customer(s) you suspect being under the age of 25 are to be recorded on the tablet (remember we operate a Think 25 policy).



SmartINTERACTION app - If you are approached by a customer, or you instigate a conversation with regards to “AT RISK” customers who may have a **gambling problem**, if you offer “Staying In Control” Leaflet, and discussions regarding self-exclusion, you need to record the incident on the tablet.

LOG C (paper log) - Customer Complaints & Disputes - If a customer has a complaint regarding our business, you need to record the complaint on log C and follow the 4 stage complaints procedure. Further details are available in your Compliance folder.



SmartINCIDENT App – the app should be used to record all incidents types 1-6 as listed below. On the Log Check Summary Venue Managers will need to record how many incidents you have each month for; **Log B2 - Customer Incidents (not gambling related), Log D - Customer Incidents Requiring Police Assistance and Log F - Incidents Relating to Aggressive Customers and Alcohol**. You can view this information by selecting “View Incidents” and “incident Type” on the tablet and adding up the total for each of these incidents for the month in question.

Listed below are the incident types on the tablet. Further information can be recorded by selecting the drop down box.

Incident Types:

1. Incident relating to aggressive behaviour
2. Incident relating to barred or previously barred customer
3. Incident relating to alcohol
4. Incident relating to drugs
5. Incident relating to disturbance inside / outside / near premises
6. Venue Staff Training (Training Only)

LOG E Self Exclusion (paper log) – you only need to complete this log if you have any customers who are still self-excluded on the old paper Self Exclusion Request Form. Be sure to find out if you still have any valid forms in your venue! (you may not have any, as it varies from venue to venue). Some of these forms may not end until April 2020! You should complete the necessary columns if a customer attempts to enter and gamble in your venue. If a customer wishes to return to gambling a paper Self-Exclusion Review Form needs to be completed in the first instance, then update the last 2 columns on Log E once the customer has had their 24 hour cooling off period.

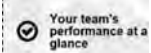


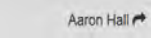
SmartEXCLUSION App (current method) on IHL tablet, to be completed if a customer wishes to self-exclude. Ensure all staff check the tablet daily at the start of each shift to familiarise themselves with any new photos which will appear in the top left hand corner of the photo carousel for new self-excluded customers, as the tablet will update automatically each day! Please refer to the Self Exclusion Policy page 3, in the Compliance folder for staff training information.


A copy of all User Guides for the tablet are available in your venue for reference purposes. You can also view and download these documents on Upskill > Knowledge Base > Categories > see IHL

LOG G – Staff Training Summary - keep Log G in the Compliance folder with other Premises Logs in section 5. (This log will remain as a paper based Log and will not be available in electronic format on the tablet). At the end of each month check all information is up to date on Log G and training dates for all staff corresponds with Upskill. Sign and date the Log Check Summary and add any comments. To check the dates are correct, log in to Upskill, select E Learning, then select the following:

Employee – select  and follow the steps 1,2,3 below;

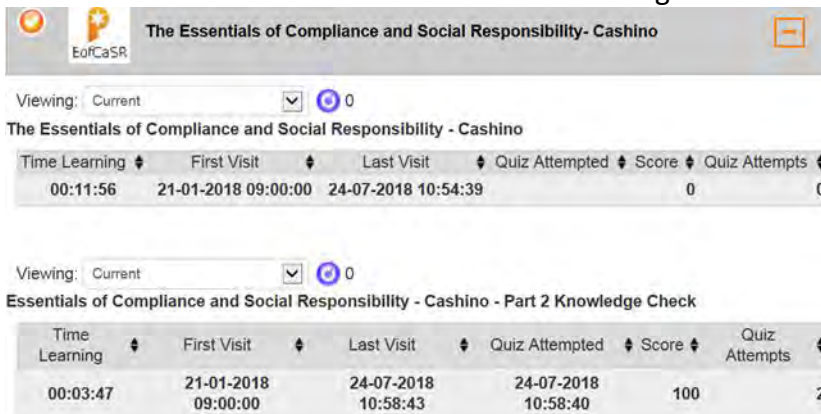
Venue Managers - select  to view a list of all staff members at your venue and follow steps 1.2.3 below

1.  select employee name and click on the arrow to open up the profile

2.  select the + sign to open up the training module

PLEASE NOTE: All staff must complete part 1 fully before they complete part 2 Knowledge Check, or it will show as “incomplete” on Upskill.

3. This is the date which should be recorded on Log G in column “Training date EOC quiz”



The screenshot shows the 'The Essentials of Compliance and Social Responsibility - Cashino' training module interface. It includes a table with the following data:

Time Learning	First Visit	Last Visit	Quiz Attempted	Score	Quiz Attempts
00:11:56	21-01-2018 09:00:00	24-07-2018 10:54:39		0	0

Below this, there is another table for 'Essentials of Compliance and Social Responsibility - Cashino - Part 2 Knowledge Check':

Time Learning	First Visit	Last Visit	Quiz Attempted	Score	Quiz Attempts
00:03:47	21-01-2018 09:00:00	24-07-2018 10:58:43	24-07-2018 10:58:40	100	2

Please **do not** remove and file away paper logs from the Compliance folder, until you are advised. The Gambling Commission, Area Managers, Auditors and Compliance Managers will need to review the content to check venues are being **Socially Responsible**.

THE LICENSING OBJECTIVES UNDER THE GAMBLING ACT 2005

- Preventing gambling from being a source of crime or disorder, being associated with crime or disorder or being used to support crime
- Ensuring that gambling is conducted in a fair and open way
- Protecting children and other vulnerable persons from being harmed or exploited by gambling

Objective 1 - Preventing gambling from being a source of crime or disorder, being associated with crime or disorder or being used to support crime.

- Merkur Slots UK Limited is aware that it must notify the Gambling Commission should we suspect that offences under the Gambling Act 2005 are being committed.
- Merkur Slots UK Limited complies with the Commission's advice on the Proceeds of Crime Act 2002.
- Merkur Slots UK Limited has completed its own Business Anti-money laundering risk assessment, local area risk assessments and implements anti-money laundering policies and procedures.
- If we suspect anyone of using our premises for the furtherance of criminal activity (for instance drug dealing, using counterfeit money, selling suspected stolen property and criminal damage) we will contact the police immediately, report to our Head of Compliance and record the instance in the AML and Incidents modules of the electronic Smart Tablet system.
- All Merkur Slots UK Limited premises operate digital CCTV and customer areas are supervised.
- Merkur Slots operates a group-wide Security Alert system where incidents are shared instantly with all licenced premises. We have an internal Fraud Measures Team that respond to and investigate incidents. As a BACTA member, we receive nationwide Security Alerts, which are circulated via the Security Alert system to all licenced premises.
- All Merkur Slots premises provide a static alarm system which is also supported by Staff Guard, a nationwide security company that offers 24hr support via a monitoring centre with fully trained operatives who advise on difficult situations and escalate appropriately.
- Merkur Slots UK Limited has an extensive security, audit and money laundering team monitoring employees and customer activity.
- All Merkur Slots employees complete six-monthly refresher training which covers this licencing objective; anti-money laundering policies and procedures; and guidance on the Proceeds of Crime Act 2002.
- Merkur Slots operate a robust late night working policy, which is fully supported by a full-time Night Manager.

- Merkur Slots does not operate a single-manning policy between 8pm and close, however, should an emergency occur a 'locked door' and 'keep in touch' policy is implemented.

Objective 2 - Ensuring that gambling is conducted in a fair and open way.

- Our gaming rules are prominently displayed in each of our licensed premises.
- Our employees have a full understanding of machine gaming rules.
- We encourage customer-facing employees to use positive discretion to resolve customer issues at a local level, where possible.
- Our Customer Complaints procedure is displayed prominently in every venue. Where customer disputes cannot be resolved satisfactorily, we refer all potential disputes to our appointed Alternate Dispute Resolution provider (IBAS).
- All venue managers attend our National Training Centre for a thorough induction programme prior to taking on responsibility of their own venue and team.
- All licensed premises employees receive induction and six-monthly refresher training during the course of their employment to ensure that potential issues can be addressed at the earliest opportunity.

Objective 3 - Protecting children and other vulnerable persons from being harmed or exploited by gambling

- All our licensed premises are strictly adult only and we provide appropriate notification on entry, on all marketing material and throughout our premises.
- We operate a Think 25 policy as standard and all employees are trained to request a photographic form of identity if they suspect that a customer is under age. All challenges are recorded on our Smart Tablet system under Age Verification Checks and Check Policy are our third-party independent partner for compliance testing.
- All licensed premise employees receive induction and six-monthly refresher training during the course of their employment on social responsibility and safeguarding children and vulnerable people, with a particular focus on the prevention of harm.
- We prominently display information throughout our licensed premises on responsible gambling and provide details of organisations that can provide support and guidance such as BeGambleAware.
- Playright is installed in all licensed premises - this is a self-help App available to customers to enable them to manage spend and play time.
- Socially Responsible messaging is implemented on B3 and Category C digital machines.
- All licensed premise employees are trained to identify potential at risk customers and conduct effective interactions. Customer interactions are recorded on the Interactions module on the electronic Smart Tablet and reviewed centrally by the Compliance team.
- We implement a self-exclusion policy throughout our licensed premises and operate a Smart Tablet system for recording self-exclusions, reinstatements and breaches. We are also members of the Bingo Association Multi-Operator Self-exclusion Scheme.

- The layout of our premises is designed to facilitate customer supervision by employees.
- We provide an annual donation in support of research, education and treatment of problem gambling.

All three licensing objectives are embedded at all levels within the organisation via training both on-line and face to face, during Operational meetings, Business Bulletin communications, Compliance/Audit visits and annual conferences.

Compliance Policy

Why:

The responsibility for an individual's gambling is their own. The responsibility to exercise a duty of care is that of the operator. Merkur Gaming recognises that for a very small minority of its customers gambling can become addictive which can lead to a range of problems for both individuals and their families. As a result of this we (the Company) believe that we have a social responsibility to act positively in relation to sensible gambling.

Best Result:

All employees are fully aware of the importance of following policy and processes in regards to compliance and social responsibility. The business is run in line with the license conditions and codes of practice at all times and all employees work together to ensure the 3 licensing objectives are met.

Worst Result:

Employees are not aware of the policy and processes in regards to compliance. The company is not operated in line with the 3 licensing objectives and the license conditions and codes of practice. The business is put at risk of its license being lost.

The 3 licensing objectives:

- **Keep crime out of gambling**
- **Ensure that gambling is conducted in a fair and open way**
- **Protect children by preventing their entry and vulnerable people from being harmed or exploited by gambling**



What:

- Employees must complete compliance training before being able to work with customers in any venue
- It is the responsibility of the Lead Supervisor to ensure that all employees are correctly trained and up to date with compliance training
- It is the responsibility of employees to check that they have completed all relevant compliance training on their inform people/upskill account regularly
- Employees must always follow the policies and processes in regards to compliance which are found in the Compliance and Social Responsibility folder

When:

- The policies and processes which form compliance and social responsibility apply at all times of operation.

Who:

- All employees have a responsibility to ensure that the business is operated in a way which is compliant at all times.

Related / supporting documents:

- The compliance and social responsibility folder.

Order of who to contact if in need of help / advice:

- Lead Supervisor
- Cluster Manager
- Compliance Manager

CCTV Policy

Why:

CCTV is an essential tool to help prevent crime and capture those responsible for breaking the law. In a business where cash is being transferred continuously between customers, machines and employees, it is important for the safety of employees and customers that all areas of the venue area covered by CCTV at all times.

Best Result:

The CCTV system is only accessed by those with authority to do so. Camera angles are never changed without the correct authority. The security of the venue is increased

Worst Result:

The CCTV is accessed by those who should have no access, data is lost. Cameras are moved without authorization causing a loss of coverage of key areas. The security of the venue is compromised

What:

- The CCTV system should be switched on and recording at all times.
- Any faults with the CCTV System should be communicated to your Cluster Manager immediately and the IT department.
- CCTV should always cover: The front and rear exits, All machines, The offices and The GeWeTe
- The CCTV should be checked daily to ensure its working correctly and the time and date are all correct.
- Information in regards to the CCTV should never be disclosed to any 3rd parties.
- Placing and adjusting of the cameras should only be completed by IT with authorisation from AM/OD.
- Records should be kept to show who has access to the CCTV password and username.
- Decorations should be not placed in areas which obscure the CCTV monitors
- The CCTV should be in a security cabinet
- The key to the Security Cabinet to be locked in the Key Cabinet

When:

- The CCTV should be checked daily to ensure correct function.

Who:

- The Lead Supervisor has responsibility for the CCTV system being checked and fully functional.

Order of who to contact if in need of help / advice:

- Cluster Manager.
- Commercial Administrator

Machine Fraud Policy

Why:

Machine fraud is a threat which is ever present. Employees should be aware of the ways in which fraud can take place and what to do in the event of spotting a "customer" defrauding a machine.

Best Result:

All employees are aware of the policy in regards to machine fraud and what to look out for. Machine fraud is reduced and the income for the business protected.

Worst Result:

Employees fail to identify fraud taking place resulting in loss of income. Further venues are targeted. The employees responsible may be subject to disciplinary processes.

What:

- The venue floor should never be left unattended.
- Employees should be thoughtful in regards to customers who they are not familiar with
- Employees should be given access to photos of known fraudsters by the Cluster manager
- Known fraudsters shall be asked to leave immediately upon entrance with no explanation needed to be given
- Following any machine being defrauded, at the earliest opportunity the duty manager must send an email to the security address with as much evidence and information as possible
- Employees are not to endanger themselves or customers at any time when dealing with a fraudster.

When:

Fraud may be taking place when

- Machines are being played with large amounts of credit. Normally people do not play with large credit in the machine (be aware that some customers may have won a jackpot and have that credit sitting in their balance)
- Machines going empty regularly or a large succession of tickets being collected.
- Suspicious activity – Large amounts of customers coming into the venue and dispersing or trying to distract employees.
- Customers with their hands over the coin mechanism, display or pay out tray.

- Large amounts of coins (one pounds and ten pence coins) being separated into denominations in the payout tray.
- Customers leaving the venue with machines still having money left in the bank.

Who:

- All employees have a responsibility for protecting the business from machine fraud.
- The Cluster manager should provide employees with photos of known fraudsters
- The duty manager should inform the security email address following machine fraud taking place

Order of who to contact if in need of help / advice:

- Lead Supervisor
- Cluster Manager
- Area Manager

How:

If you suspect that machine fraud is taking place either:

- Activate staff guard and ask the customer to leave the venue if you feel comfortable to do so

Or:

- Do not alert the suspect(s)
- Inform the duty manager who will telephone the police.
- Continue to watch the suspect(s) and try not to alert their attention that you have identified them

Following a fraud

1. Information should be gathered from the CCTV and stored on a memory stick.
2. This information should be provided by email to security@merkur-casino.com as soon as possible to prevent another venue being targeted in the local area
3. The Area Manager should be contacted to inform them of the event.
4. Income protection should be informed.

Machine Ratio Check Policy

Why:

The quantity of B3 Machines which a venue is permitted to have is limited, in general to 20% of its total machines. Checks need to be completed to ensure that at all times every venue operates within its correct ratio.

Best Result:

The Machine Ratio Check policy is completed and the venue complies with legislation and operates within the legal ratio for B3 Machines.

Worst Result:

The Machine Ratio Check policy is not completed and the venue operates more B3 machines than it is legally allowed.

What:

- MC105 should be completed
- Completed MC105 should be emailed to Incomeprotection@praesepeplc.com

When:

- After any Machine Move.
- When any Machine or Tablet is reported as out of order and not repaired on the next visit by the Service Engineer.

Who:

- The Duty Manager at the time of the move/removal.

Related / supporting documents:

- MC105 Machine Ratio Check Record.


Order of who to contact if in need of help / advice:

- Area Manager
- Income protection
- Gaming Machines.

How:

Complete the MC 105 Machine Ratio Check Record

MACHINE RATIO CHECK RECORD



Venue Name <input style="width: 90%;" type="text"/>	Venue No <input style="width: 90%;" type="text"/>
Date of Move <input style="width: 90%;" type="text"/>	Week No <input style="width: 90%;" type="text"/>
Name <input style="width: 90%;" type="text"/>	Signature <input style="width: 90%;" type="text"/>

AREA 1 - MAIN	AREA 2 - SUB DIVISION
Total number of B3 Machines <input style="width: 40px;" type="text"/>	Total number of B3 Machines <input style="width: 40px;" type="text"/>
Total number of Car C Machines <input style="width: 40px;" type="text"/>	Total number of Car C Machines <input style="width: 40px;" type="text"/>
Total number of Car D Machines <input style="width: 40px;" type="text"/>	Total No of Car C Tablets <input style="width: 40px;" type="text"/>
Total No of Car C/D Tablets <input style="width: 40px;" type="text"/>	Total No of Car C/D Tablets <input style="width: 40px;" type="text"/>
Total No of Twin player Inills (count as 2 machines). (Do not include any Class 2) <input style="width: 40px;" type="text"/>	Total No of Twin player Inills (count as 2 machines). (Do not include any Class <input style="width: 40px;" type="text"/>)
Total <input style="width: 40px;" type="text"/> a	Total <input style="width: 40px;" type="text"/> a
Total number of B3 allowed legal ratio - (a) divided by 5 <input style="width: 40px;" type="text"/> b	Total number of B3 allowed legal ratio - (A) divided by <input style="width: 40px;" type="text"/> b
Total number of B3 Machines (b) actual count: <input style="width: 40px;" type="text"/> c	Total number of B3 Machines (b) actual count: <input style="width: 40px;" type="text"/> c
Total number of actual B3 (c) must not exceed number allowed	Total number of actual B3 (c) must not exceed number allowed

This form must be emailed to IncomeProtection@praesepepla.com

If your B3 actual total exceeds the allowed legal ratio you must contact your Area Manager immediately and email this form to gamingmachines@praesepepla.com

Confirm action taken:

MC105-V1

Walk around the venue and complete all the relevant sections with the correct number of machines in the main area of the venue

Email Completed document

Complete all relevant sections with correct number of machines if the venue has a 2nd licensed area

Staff Guard / P.A Policy / Staff Alarm

Why:

The security of employees is of the utmost importance; therefore personal alarm systems and the staff guard system have been installed to help deter aggressive incidents and give employees a way of contacting help when required.

Best Result:

The staff guard and MPA fobs are carried by employees at all times as per policy. This increases the security of our employees and guests. Employees become more comfortable in their roles knowing they have methods of contacting assistance in emergency situations.

Worst Result:

The staff guard and MPA fobs are not carried by employees which reduces the safety of employees and guests. During events when emergency assistance is needed, it is not acquired.

What:

- Employees should always carry a mobile panic alarm (MPA) or staff guard fob on their person while at work. (ideally both should be carried)
- Activation of staff guard should be prioritised over using the MPA in circumstances which do not require immediate police attention.
- Staff guard should be tested at least once per week – Recorded on MC141 (Note: it is recommended to test the system during times of higher customer numbers, as it makes the customers aware that staff have a communication link to a security service)
- **Employees should not be hesitant to use staff guard** – This is a service which we pay for, there are no issues with false alarms or over usage. Use as often as necessary.
- Employees should be more thoughtful about using the MPA system, and should only activate it in times of imminent physical threat or robbery, or anything which police would usually be called for. This is a system which is linked directly to police. Inappropriate use of this device may lead to the venue losing the right to use it altogether.

- Staff guard and the MPA system should only be used if it is safe to do so – never endanger colleagues or customers during a situation arising when it would not be safe to active either system.
- For Static alarms ensure that the reset key is available at all times.

When:

- The staff guard unit should be tested once per week.
- The staff guard unit should be activated whenever staff are feeling uncomfortable or threatened.
- The MPA system should be used only when immediate police assistance is required

Who:

- The MPA unit and/or Staff guard fob should be carried by employees at all times.
- All venue employees should have access to these devices
- All venue employees should have received training on how to use these devices.

Related / supporting documents:

- MC141 – Staff guard test record

Order of who to contact if in need of help / advice:

- Cluster Manager
- Commercial administrator
- For any technical issues regarding staff guard call: 01623 649013 (This is a 24hr line but it's best to call during normal business hours Out of hours, the number transfers straight to an engineer so he may be woken by the call Do not press the fob if you have maintenance issues – dial this number as directed)

How:

To operate the Staff Guard unit:

1. Slide cover up on fob and press the red button – this dials Staff Guard.
2. A blue light will flash on the unit which shows that it's dialing.
3. The red light appears/will stay on continuously after a few seconds meaning the call has connected and someone is listening. They will not speak for the first 10 seconds.

IF YOU ARE IN IMMEDIATE DANGER SAY:

CALL THE MANAGER - This is our pass phrase that tells them to call for **IMMEDIATE POLICE ASSISTANCE**

However, they will also call the police if they can hear that a crime is being committed, or anyone is in immediate threat.

If you say: **"Stand By"**

They will stay online and listen to whatever is happening so you can use this as a safety measure if you feel a situation could escalate. Again, they will call the appropriate authorities if required.

They will say **"Standing by"** every few minutes to assure/remind you that they are still there.

Say: **"Stand down"** once you no longer need



How to make a test call:

Once per week a test call must be made:

1. Press the fob (red button) and wait for a response. Say, "Just a test call" and give the password when asked.

The password is your venue name and number.

2. They will confirm the test and end the call



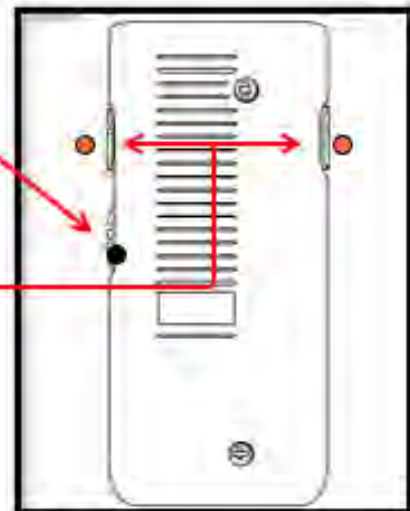
MOBILE PANIC ALARMS (MPA)

Mobile Panic Alarms are designed to offer staff the security of a personal attack alarm at all times whilst they are at work. The MPAs should be worn by staff members and key holders should be issued with one to keep with them at all times. MPAs are not to be taken off site and should not be taken home.

1. Slide the black button downwards to unlock the orange buttons
2. Press the two orange side buttons together

The panic alarm does not work if you press only one button

The black button should be kept in the locked position to prevent false activations



HOW IT WORKS

The MPA transmits a signal to a receiver on site. This signal is then transmitted INSTANTLY to an alarm control centre who inform the local Police. The Police will aim to attend site in less than 5 minutes when a MPA is activated as this is given priority over a normal 999 call.

CAUTION – The transmitter range will be affected by the condition of the MPA aerial, always ensure your MPAs are in good condition. If the MPA is defective or damaged, contact the Commercial Administrator to arrange a repair/replacement straight away.

EMERGENCY

MPA's should only be used when there is the threat of serious injury to staff or customers.

Example of when to use;

- ✦ Any physical violence is carried out towards a member of staff or customer;
- ✦ When the threat of physical violence is considered imminent; or
- ✦ The site is subject to a robbery.

At all other times ring the police directly. The number is displayed on the office notice board.

COMPLAINTS

Any problems with the MPA should be addressed to your Line Manager who will inform the Commercial Administrator.

HOW TO TEST YOUR MPAs

1. Call your alarm supplier, a list of numbers is provided below.
2. Tell the alarm operative you want to test your MPAs, give them your site name (Merkur Slots), site address and site password.
3. The alarm operative will then tell you that they have disconnected the signaling, at which point you will be asked to activate each MPA in turn.
4. For example; you will press MPA 1 when instructed to by the alarm operative and they will tell you if a signal has been received, you will then move on to MPA 2 and the alarm operative will tell you if a signal has been received, you will then move on to MPA 3 etc. etc.
5. You will do this until all of your MPAs have been tested.
6. After each individual MPA test, the alarm operative will tell you if the signal has been received or not. If not, your MPA is faulty and will need to be repaired or replaced. In this instance, please report it to the Commercial Administrator straight away.
7. You will need to log that you have carried out an MPA test on your MPA Test Record Sheet, which should be maintained in your Premises Log in your Compliance Folder.

Alarm Provider	Contact
JUSTICE	08452570090
ABEL	0844 800 3022
METRO	0115 983 38011
GEM	0844 879 1703
CHUBB	0344 879 1730
ADT	0344 800 1999 option 5
LSG	08452000088

WHAT TO DO AFTER THE MPA TESTING EXERCISE

When the MPA testing exercise has been completed the alarm company will reactivate the signalling and the police response will be reinstated.

You will then need to reset your alarm control panel.

If you have a fob operated system, press your fob against your keypad, as if you are going to set the system for closure. The keypad will ask you if you want to set the system. Press 'yes'. The system will start to arm, so immediately hold your fob up to the keypad once again to unset the system. Your system will now be reset.

If you have a code operated system, input your code, as if you are going to set the system for closure. The keypad will ask you if you want to set the system. Press 'yes'. The system will start to arm, so immediately input your code, as if you are opening and this will unset the system. Your system will now be reset.

Smoking / Vaping Policy

Why:

The smoke free laws passed on 1st July 2007 prevent smoking in work places and other public places. Therefore to remain compliant with the law smoking should only be permitted in designated areas for employees and customers alike.

Best Result:

All employees and customers observe the smoke free policy and only smoke in areas in which smoking is permitted. We are compliant with the law.

Worst Result:

Employees and customers do not observe the smoking policy, the customer experience is negatively affected and we are not compliant with the law. Employees found smoking inside the premises may face disciplinary action.

What:

- Smoking is strictly prohibited within venues
- Customers should not be allowed to smoke inside doorways or toilets
- Where possible there should always be a place to dispose of finished cigarettes
- Should the venue have no smoking area at the back of the venue, there should be steps taken to keep the front of the venue looking presentable at all times
- Vaping is allowed within our venues however these devices should not produce excess vapour
- Employees are not permitted to vape while on shift and therefore must take designated breaks to vape as smokers do. Employees must not vape in the venue.
- Employees who smoke / vape must cover their uniform while smoking and when possible smoke separately from customers
- No smoking signs should be clearly displayed

When:

- It is illegal for anyone to smoke inside the premises at any time.
- This policy is applicable at all times.



Who:

- This policy relates to both employees and customers.
- All employees are responsible for ensuring that this policy is followed at all times.

Order of who to contact if in need of help / advice:

- Lead Supervisor
- Cluster manager
- Area manager



SMOKEFREE

ACCESS TO GAMBLING BY CHILDREN AND YOUNG PERSONS - CODE PROVISION 3.2.4 ACCEPTABLE PROOF OF AGE DOCUMENTS INCLUDE:

MILITARY ID CARD



ANY IDENTIFICATION CARRYING THE 'PASS' LOGO



Driving License with photocard



Passport



The law states that licensees must only accept identification which:

1. The ID contains a photograph from which the individual can be identified
2. Clearly states the individuals date of birth
3. Is valid
4. Is legible and has no visible signs of tampering or reproduction

MERKUR SLOTS TRAINING

Learning & Development team have created a training programme for the Merkur Slots team using a variety of learning methods to explore the role. This should help the teams retain and gain knowledge of the business and the industry, and prepare them for what their role entails.

Learning Methods

- *Merkur Slots workbooks* are the main tool for training and allows the trainer and trainee to follow a structured training plan. This can be adapted to fit in with the needs of the business (training venue), and allows trainees to see all aspects of the role
- *E learning modules* covers detailed courses and a test at the end to evaluate knowledge gained. There are several courses trainees must complete and pass on the first day and they are as follows; Essentials of Compliance and Social Responsibility, Age Verification, COVID – 19, Safeguarding Children and Vulnerable People, Health & Safety and Lone Working
- *Role Play scenarios* allow our teams to practise how they would deal with aggressive customers, customer interactions and difficult situations when dealing with a customer
- *Knowledge quizzes* are used to evaluate the trainees' knowledge. They are mainly used for compliance, policies and procedures, and how to use our systems
- *Practical on the job training* is completed within a "live" venue. Trainees will be supported while they learn, and they have the opportunity to demonstrate in a "real life" situation what they have learned

Using the resources available within each area, we have worked together with the operation to ensure both support and training is provided for each Merkur Slots venue, prior to and during the first weeks of opening.

This is a five-week training plan and the new teams are fully trained and supported by others who have previous operational knowledge and experience, as well as the learning and development team.

Training teams: Who is involved and timeframes

Prior to Venue Opening:

- Technical Trainers (from Operations) and Operational Support Teams (from Operations) are identified, based on location and experience by the area managers
- Technical Trainers, receive a virtual training session with an Operations Training Manager (member of L&D), using the zoom platform to give them the necessary skill training as well as the understanding of the resources (workbook) and the process of training delivery
- Merkur Slots workbooks and training packs are sent to the training venues
- During week one, the technical trainers are supported by either an Operations Training Manager or Support Manager from the Learning and Development team. The Learning and Development team help deliver the training within the training venue, as well as demonstrating best practices of training to the technical trainers
- During week two the training is provided by the technical trainers in the training venue, giving the Merkur slots team the opportunity to gain practical experience and knowledge
- In week three, preparations begin for the opening of the new Merkur Slots venue. Three days will still be within the training venue, and practical training will continue. However the Lead Supervisor will spend time with an Operations Training manager, mixed with virtual and personal training to cover their responsibilities, soft skills and further training on systems
- The last two days of that week are spent with the Technical Trainers or Operational Support Teams, setting up and preparing the new venue for opening and taking in deliveries

Learning & Development, along with Operations, will identify if the Merkur slots team is predominantly new, that they will still need guidance and support for the first couple of weeks after opening.

Opening the Venue & Post Opening:

- During the first week, the Merkur Slots team will have the support of the areas Operational Support Team on every shift, along with a member of the Learning and Development team
- The Operational Support Team will be there for a full second week, there after as and when the Merkur Slots venue require further support

The Operational Support Team, along with the L&D team are there to spot opportunities to fill any identified knowledge gaps, coaching the team, continuously evaluate the team's knowledge, as well as demonstrating best practices and providing guidance. This will provide the new Merkur Slots team with more experience within their own venue when it opens.

Lockdown Changes:

During this current National Lockdown in England, we have had to adapt how we deliver the training to the Merkur Slots teams.

- Induction day training is provided by a support manager. This will be delivered virtually as well as using our current e learning courses
- Two-day Virtual training will be delivered by an Operations Training Manager
- Practical training (3 days) in a closed venue prior to opening with Technical Trainers
- Operational Support Teams, Learning and Development will still support on first week of opening. OST will support as per current training plan
- Lead Supervisor to have virtual one day training to cover systems more in depth and soft skills with Operations Training Manager
- Technical Trainers will be fully briefed on their role and the process change on a one-day virtual training with Operations Training Manager



This training content has been modified and developed using the current workbook and all the resources we currently have available.

Safeguarding Children & Vulnerable People

The following scripts and screenshots are excerpts taken from the training module on safeguarding children and vulnerable people. This Interactive training is refreshed by all employees across the company every 6 months.

1. Introduction

Our suite of Compliance training seeks to ensure you understand the Gambling Act and its 3 main objectives and that you follow the businesses defined processes to ensure we operate within the law.

Within the Gambling Act we have a duty to protect children and vulnerable people. Safeguarding is the responsibility of everyone in our business and this session explains why its so important and how you can play your part.

2. What Is Safeguarding (Lesson 1)

Safeguarding is a term usually associated with children; it makes us think about the protection of children, social services, abuse and the mistreatment of children. As a socially responsible operator, MERKUR Casino UK and its operating businesses take a different view on Safeguarding and what it means:

The term actually means:

Something that serves as a protection or defence or that ensures safety

For most of our customers gambling is an enjoyable hobby and a social event, however; we must be aware of players that may become addicted to gambling.

When a Customers gaming changes from enjoyment/social to a problem or addiction we MUST safeguard. Safeguarding is very much an action required within our business.

We Should:

- ✓ Train staff on how to recognise and respond to indicators of concern
- ✓ Train staff to know how to protect their own safety if customers behave aggressively
- ✓ Make information and advice about gambling responsibly generally and discretely available, and provide contact details about where to get help
- ✓ Interact with customers to spot warning signs of a problem
- ✓ Offer/explain the Play Right App to help control time spent playing
- ✓ If the customer opts to self exclude make sure you provide the right information and follow the process for self exclusion (detailed in Compliance training)
- ✓ Encourage customers to register or become members so we have a point of contact

Children (Lesson 2)

The protection of children is vitally important to us as a business. We have a separate and detailed training module dedicated to this area (Age Verification) as well as the Essentials of Compliance Training.

<p>The Challenge 25 scheme MUST be operated by ALL staff and only recognised proof of age accepted (for example photo driving licence or passport; PASS cards)</p>	<p>Signage MUST BE prominently displayed at all points of entry regarding the prohibition of under 18's</p>	<p>Signage MUST BE displayed on machines highlighting age restrictions</p>
---	--	---

Vulnerable People (Lesson 3)

The **Gambling Commission** puts a high priority on the social responsibilities operators have to **protect** vulnerable adults from the harm associated with gambling and policies must be in place to support the protection of vulnerable adults.

It's not possible to tell who is at risk by looking at them. Most customers are **in control** and enjoy the **social** element of gambling

Safeguarding means we have to look a little deeper and think about **those at risk of developing a problem**.

It's about the **signs and signals** we **see and hear** whilst our customers are in our premises.

Social responsibility/Safeguarding is about **using your eyes and ears** to understand who is vulnerable.

Click on the + signs to understand more about those people at risk:

Risks Factors: Developing a problem	+
Risk Factors: Impact	+
Managing The Risks	+

The Stages of Change (Lesson 4)

Gambling becomes a problem when people are not in control. Staying in control is vitally important and is the ethos we at MERKUR Slots and MERKUR Bingo all work too.

When someone starts to change their gambling behaviour, there are often different stages of awareness that they move through. These include:

Stage One - No problem	+
State Two - Awareness	+
Stage 3 - Wanting to Make a Change	+
Stage 4 - Take Action	+
Stage 5 - Sticking to it	+
Stage 6 - Final Stage - Self Exclusion	+

Often the person who's gambling doesn't think that he or she has a problem; they don't see the subtle changes. Sometimes **YOU** will spot the problem first, because the customer might be convincing him/herself that everything is fine when really it isn't. It's important to use positive communication rather than being confrontational or critical. It's also important to be genuine and talk to the customer in a natural way.

For example:



Once you've started the conversation, listen carefully to what they have to say in response and be patient. Don't jump in or cut them off mid sentence, as this might drive them back into their shell or make them turn defensive. Being calm and caring is really important as is knowing what advice and support we can offer

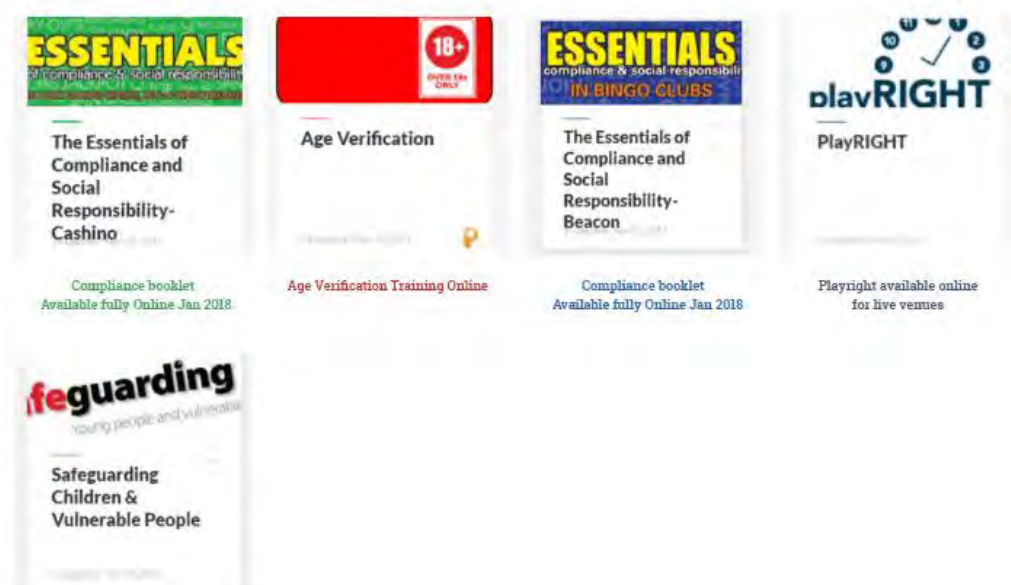
Ultimately we as a business have a responsibility to take action to safeguard vulnerable people so let's move to the next section and look at this next.

Taking Action (Lesson 5 / Observation module 6)

As a business we have several processes and tools in place to ensure we are promoting responsible gambling. These include:

- 1 Think 25 Policy
- 2 PlayRight App
- 3 Gamcare Information and Leaflets
- 4 Complaints Procedure and ADR (Alternative Dispute Resolution)
- 5 Responsible advertising
- 6 Self Exclusion Policy and Process
- 7 and most importantly - **YOU; OUR EMPLOYEES**

These processes and interventions only work if our employees know and understand them and to ensure you do we have the following training modules which refresh every 6 months to keep you up to date and trained to the latest standards



Dealing with Anger & Aggression (Lesson 7)

It is true that when Customers start to lose control of their gambling they may become agitated or upset and get angry and perhaps become confrontational; remember - this is a sign of a problem and rather than ignore it we have to deal with the situation and help the customers.

Things to avoid:

- Do not make threats you cannot carry through, such as threatening to remove the person.
- Do not be defensive or take it personally. What is being said may seem insulting and directed at you, but this is not really about you.
- Do not use humour unless you are sure it will help and you have a very good relationship with the customer
- Do not use sarcasm or humiliate the customer
- Do not put yourself at risk; use staffguard if you are alone and feel vulnerable

Advertising Responsibly (Lesson 8)

Whilst we do all we can to safeguard children and vulnerable people in our premises; we need to be aware of the messages that are reaching them outside of venues and clubs

Earlier we referred to the research on underage gambling undertaken on behalf of the Gambling Commission. In terms of advertising the figures are far reaching

(click to enlarge):



% of 11 - 15 year olds seeing promotional materials/advertising



When we run promotions locally we must adhere to the marketing code of conduct to ensure that we are safeguarding children and vulnerable people when we promote and advertise our business. Please read the code of conduct attached below. This is available as a printable poster in Knowledge base.



Marketing Code of Practice 2018.pdf
441.8 KB



Gamcare / Support (Lesson 9)

Our role is to be **aware** and provide **support** to any customer at risk. The industry has strong links to **organisations** that can help anyone who **thinks** they have a **problem with gambling**. It is our duty to provide this information readily and freely:



Every Venue and Club has Staying in Control Leaflets

Make sure you know where they are, the information in them and do not hesitate to share this information with customers who feel they need to make a change.

It's our responsibility to provide this information and support customers in their decision making.

Behaviours Quiz (Lesson 10)

What behaviours should YOU our employees adopt in order to safeguard?

Look at the words on each card. Each word describes either a positive behaviour and is what we should be doing or a negative behaviour and what we should NOT be doing



You have completed Part 1: Training
You now need to complete Part 2;
Knowledge Check

REMEMBER:

- **Listen, Observe, Interact and Break Play**
- **Follow the Think 25 policy**
- **Provide support and information to Customers at Risk**
- **Be Gamble Aware**

Let's all do our bit to be Socially Responsible

The image also shows a book cover for 'Safeguarding Children & Vulnerable People' with the logo 'feguarding young people and vulnerable'.

Please now complete Part 2 - Knowledge Check in order to finish your training

A quiz is then taken to complete the training and double check employee understanding.

Working in a Merkur Slots



My Training Plan

This workbook belongs to:

Merkur Slots Training Plan



Programme Welcome!

Your role as a member of the Merkur Slots team plays a vital part in our venue. You are here to host our customers, look after them whilst they are visiting, and make their visit memorable so they keep coming back.

You are responsible for building great customer relationships with our new and existing customers and providing them with outstanding service and giving them an exceptional customer experience.

Throughout this workbook, you will find instructions, hints, and tips to support your learning. You will build knowledge of the Gauselmann Group, Praesepe, and what is expected from you in your role.

It's all about learning.....

You will be using a variety of learning methods to explore the role, this will help you retain and gain knowledge of the business and your role and get you ready for taking on the role.

To help you learn as effectively as possible, we will be asking you to complete tasks such as:

- e-Learning
- Observing a colleague
- Spending one to one time with your Training Manager

We wish you a pleasant and successful start in your role.

Yours very truly, Casino MERKUR International

Stefan Bruns
MSI International MD

Mark Schertle
Chief Operating Officer

Merkur Slots Training Plan



Merkur Slots Training Summary	
Topic	Page no. Training Plan Workbook
Induction Day	
Programme Welcome	Page 2
Training Summary	Pages 3-4
Introduction to E-Learning	Pages 5-8
Day One	
Welcome & Icebreaker	Pages 9-10
Uniforms & Appearance	Page 11
Venue Tour	Page 12
Finding Essential Items in Venue	Pages 13-14
Meet the Team	Pages 15-17
Personal/Staff Safety	Pages 18-19
Panic Alarms in my venue	Pages 20-23
Cleaning Standards within the Venue	Pages 24-37
Customer Service Introduction (Mystery Shop)	
Day Two	
Open & Close Venue	Pages 39-40
Venue Safety	Page 41
Compliance Logs	Page 42
Compliance Acronyms	Page 43
Compliance Licensing Objectives	Page 44
IHL Tablet training	Page 113
Float Check and Customer Handover	Pages 45-46
Day Three	
Gaming Machines Introduction	Pages 48, 49
Gaming Machines Product & Brand Knowledge	Pages 50-51
Gaming Machines Cleaning	Page 52
Gaming Machines TITO	Page 53
Operations Manual & Procedures	Page 54
Observe Midweek Collection	Page 55
Day 4	
GeWeTe Introduction	Page 57
Midweek Collection	Page 113
GeWeTe Refill	Page 58
GeWeTe Hand Pay / Refill / Payout	Page 59
Know your High Street	Page 60
Merkur Slots Marketing	Page 61
Day 5	
Collection	Pages 63-65
Cash Banking	Page 113
Venue Systems & Paperwork	Pages 66-67
Targets	Page 68
Shifts & Rotas	Page 69
Feedback and Week One Sign Off	Pages 70-71

Merkur Slots Training Plan



Topic	Page no. Training Plan Workbook
Week 2- Day 6	
Float Check & Customer Handover - Practice	
Midweek Collection - Practice	
GeWeTe Refill - Practice	
Customer Service & Customer Journey	Pages 74-76
*Moments of Truth	
*Types of Customers	
*Customer Needs	
*Meeting Expectations	
Day 7	
Float Check & Customer Handover - Practice	
Cleaning Standard Exercise - Practice	
Cash & Banking - Practice on MARS	
Communication Skills	Pages 78-84
*Customer Interactions	
*Customer Interventions	
*Effective Listening	
*Question Techniques	
*Listening Skills	
*Empathy	
HEAT & Handling Conflict	
Day 8	
HR/ People Responsibility	Page 86
My Game Changers	Pages 87-90
Receiving Feedback	Page 91
Food & Beverage Offer	
Stock & Deliveries	Pages 92-93
Day 9	
Gaming Machine Maintenance	Pages 95-104
Work in Venue	
Day 10	
Collection (Practice)	
Know your Role checklist	Pages 106-110
Difference between Cashino & Slots	
Merkur Slots Set-Up (Practical office standards)	
Game Changer Goals & 4 Week Action Plan	Page 111
Helpful Guide and References	Pages 112-114
Review & Sign Off	



BEFORE

YOU CAN START TRAINING OR WORKING IN VENUE

YOU MUST COMPLETE

YOUR COMPLIANCE TRAINING

**LOG IN TO THE
INFORM PEOPLE
SYSTEM**



**SELECT THE
e-LEARNING TAB**




Complete these **four** courses:



Essentials of
Compliance and
Social
Responsibility



Age Verification



COVID-19



Safeguarding Children
And Vulnerable People

Merkur Slots Training Plan



e-Learning

You will have been introduced to Inform People and your e-learning on Inform People by your training manager first thing today. All your e-learning sits in your 'Virtual PA' and you access it through the e-learning tile as below:



EVERYONE who works in one of our venues, (Merkur Slots) must complete various training modules to ensure they understand our industry and area of compliance. You will already have completed the following courses:

[Essentials of Compliance & Social Responsibility](#)
[Safeguarding of Children & Vulnerable People](#)
[Age Verification](#)
[Covid-19](#)

You will have an element of e-learning and various modules to complete every day during your first two weeks of your induction.

We know this looks a lot, but you must understand the ethos of the Gaming Industry, that compliance is a legal requirement and how it is used day to day in your role and your venue.

**Merkur Slots
Training Plan
e-learning Checklist**



e-learning topic	Tick when complete
Merkur Slots Induction	
Essentials of Compliance & Social Responsibility	
Safeguarding the Vulnerable	
Age Verification	
Health & Safety Essentials (incl. COVID 19 video)	
Lone Working	
Playright	
Customer Service - Introduction Part 1	
Customer Service - Welcome Part 2	
Customer Service - Hosting Part 3	
Customer Service - Monitoring Part 4	
Customer Service - Excellence Part 5	
Equality Essentials	
Complaints Management	
Complaints Mgt. - Duty Manager	
Complaints Mgt. - Venue Manager	
Part 1 - Game Changers & Performance Review	
COVID	



Uniforms & Appearance – Looking Part of the Team

You are a 'Brand Ambassador' for our Company

The company philosophy of providing services at the highest level is reflected in the appearance of all colleagues within the company.

Appearance of Employees

Customer Service Standards are not just how you look after our customers; it is how our customers also see you.

As a member of our Merkur slots team, a uniform will be provided for you to wear when you are on duty.

When considering your appearance, the correct fit and condition of the uniform must be considered, along with it being presented well. You will be quickly and safely recognizable as a member of the Merkur Slots team from a customer's point of view.

Name badges should be worn at work as part of your uniform. "Think 25" badge must be worn at all times. Name badges should be displayed on the right-hand side of your uniform, "Think 25" badge is to be positioned above the name badge.

- Well-groomed hair
- Pleasant body odour
- Perfectly cared hands (including fingernails)
- Minimal make up
- Minimal jewellery "less is more"
- Good oral hygiene
- It is preferred that tattoos are covered up, especially if it is explicit or may cause offence
- Standards of dress will be monitored regularly and should be adhered to at all times

Merkur Slots Training Plan



Venue Tour

The first thing you will do with your Training Manager is a tour of the venue and get used to your surroundings. Below are some important areas you will need to know where they are located. You will complete one box for your training venue and complete the other box when you start in your Merkur Slots Venue.

Training Venue

What is the signing in and signing out process in the venue?

Where is the fire exit located?

Where should you gather in case of a fire?

Where are the toilets?

Where do I keep my personal belongings?

Where is the smoking area?

Where is the first aid kit kept?

My Venue

What is the signing in and signing out process in the venue?

Where is the fire exit located?

Where should you gather in case of a fire?

Where are the toilets?

Where do I keep my personal belongings?

Where is the smoking area?

Where is the first aid kit kept?

Merkur Slots Training Plan



Finding Essential Items in Venue

So where is it in your venue? In this exercise, we want you to find out and confirm where the above items, procedures, or contact details are in your venue.

Item	Image	Location
Fire Exit and Procedures		
Fire Extinguishers		
First Aid/ Accident Book		
Compliance & Social Responsibility Folder and Self Exclusion Tablet		
Complaint Procedures/Log Tablet		
Information Board		
Risk Assessment Information		
Operations Manual		
Emergency Contacts		

**Merkur Slots
Training Plan**



The Cashino Team – Training Venue



**Merkur Slots
Training Plan**



The Merkur Slots Team – Your Venue



Merkur Slots Training Plan



Operations - Personal/Staff Safety

At Praesepe we take your safety and security very seriously. As a business, we operate to the needs of our customers and this can mean on occasions, you may be the only employee working in the venue or you may need to leave an employee alone on the floor. Thinking about the safety aspect is vitally important.

We do not need heroes – staff safety is the number one priority at all times. Looking at our policies and the lone working training module, answer the ‘best practice’ sections for each of the safety areas below:

AREA	WHY	BEST PRACTICE/RESULT
STAFFGUARD FOBS AND PANIC ALARMS	The security of employees is of the utmost importance; therefore personal alarm systems and the staff guard system have been installed to help deter aggressive incidents and give employees a way of contacting help when required.	
FLOOR COVER	We need to know who is working in the Venue and where they are – it is important to consider when we can leave people working alone on the floor and when there should be more than 2 employee.	
MANUAL HANDLING SAFETY	The health and safety of employees is of great importance. Policies and processes need to be in place to protect employees and customers from dangers that may occur in the workplace.	
VISITORS TO VENUE	No one except authorised personnel should be allowed into any non-public areas of the venue. Only employees and authorised personnel are allowed in other private areas of the site. Identification should be requested for all visitors to the venue.	



THINK

**NEVER PUT YOURSELF,
ANOTHER EMPLOYEE
AT RISK OR IN DANGER**



- ✓ Be aware
- ✓ Be safe
- ✓ Be Sensible
- X Don't be a Hero
- X Don't put yourself at RISK

**Merkur Slots
Training Plan
Specimen ID card**



As from 01/01/2020 no other form of ID will/should be accepted.

As the team at HO and field-based roles continue to expand, and more colleagues are visiting the venues, we have issued new company ID cards.

Incorporated into the new design to improve security, along with the photo and name, is the person's job title and specimen signature that can be verified against the visitor's book.





Operations - Your Safety

Your safety is one of our greatest priorities and we have several procedures in place in venues to keep you safe and our customers safe.

Within the Gauselmann Group, the subject of security, in general, attracts special attention. Security does not only mean protecting machines, buildings, and money, but rather all precautions for maintaining a safe working environment for our employees and a trustworthy place of recreation for all our customers. For us, human beings are the centre of attention!

To prevent serious incidents in our venues, it is important to understand what we can and should do to help prevent them.

Remember the points below to help reduce the risk to yourself and other people in the Venue:

- **Ensure you greet everyone who enters the venue and briefly make eye contact**
- **Only remove money from machines when 2 members of staff are on duty**
- **Do not empty machines if there are strangers in the venue**
- **Empty only one machine at a time. If you have concerns and you have consulted your Area Manager first, then you may lock the door when emptying machines**
- **All monies must be kept in the safe and/or the Change/GeWeTe machine**
- **No unauthorized personnel should be allowed in the office or staff areas**
- **No more than £500 to be available in a non-Time Delay safe.**
- **GeWeTe and safe keys must be kept in the Time Delay safe at all times**
- **During the venue collection, please refer to the company collection procedures and adhere to these**
- **Test the StaffGuard™ system weekly in front of customers**
- **Be particularly attentive at the beginning and the end of opening hours.**

In case of an incident, try to remain calm and remember, we do not expect you to be a hero! To help you stay calm and deal with a serious incident remember the following:

- **Your safety and the safety of our customers is paramount**
- **Don't take any sudden action**
- **Keep calm and don't shout or scream**
- **Do as you are told and keep your hands in sight at all times**
- **Only activate the StaffGuard™/panic alarm if it is safe to do so**
- **Do not make eye contact with the offender(s)**
- **Try to remember things like scars, tattoos and unusual accents and clothing**
- **Write everything down as soon after the event as possible**

**Merkur Slots
Training Plan**



Operations - StaffGuard™ & Panic Alarm in my Venue

To ensure that you know where StaffGuard™ and Panic Alarm units are in your venue and to ensure you know how to use them and to keep safe complete the questions below.

Where are the StaffGuard™/Panic Alarm units in your venue?	
Where is the fob that you can use?	
What should you say if you require immediate assistance?	
What should you say if you want them to stay on the line and listen?	
What should you say if you no longer need StaffGuard™?	
If you just require operational advice who should you call?	
What does a blue light on the StaffGuard™ unit mean?	
What does a steady red light on the StaffGuard™ unit mean?	
Where should you record, that a weekly test is completed?	
Who is responsible for the weekly test call in your venue?	

Remember; StaffGuard™ is a security measure to be used when we are in danger. If you have any operational issues or concerns they should be directed to your Cluster/Area/Night Manager



Operations - Staffguard™ & Panic Alarms

Have a look inside and outside your venue and ask yourself:

1. What are the risks in your area/location/venue?

2. What should you be aware of?



Cleaning Standards - within the Venue

Cleaning the venue is important not only for keeping up appearances, but it is also important for your safety, as well as providing a safe environment for our customers.

When opening/closing the Venue, or if you are a 24 hours Venue, we need to ensure the Venue is cleaned and prepared for the next day or shift change over.

Below are the areas that need to be cleaned before opening or before the morning shift changeover.

Exterior:

- Woodwork (window frames, doors, tiles) washed down with soapy water
- Door handles (push buttons/push bars) washed and disinfected
- Brass polished to acceptable standards (where applicable)
- External back area/Smoking area cleaned and presentable (ashtrays/bins emptied and cleaned, rubbish removed, any tables/chairs wiped down and disinfected)

Venue Machine floor:

- Walls/poster frames wiped down
- Venue floor vacuumed including behind and between machines
- All gaming machines, GEWETE and ATM wiped down and disinfected, GTAB stand wiped down and disinfected, each tablet wiped down and disinfected
- All machine infills/spacers wiped down and disinfected
- All money pots to be disinfected
- All chairs (seats and bottom plates) wiped down and disinfected
- Service counter (worktops, shelves, cupboards doors, outside drawers and handles, swing doors, dishwasher door) wiped down and disinfected
- Coffee machine cleaned following manufacturers guidelines
- Service trays disinfected
- CCTV monitor wiped and disinfected
- Any flasks/jugs to be washed up
- All doors cleaned top to bottom, disinfected with no sign of dirt or damage
- First Aid Box cleaned, stocked, and easily accessible
- Toilets:
 - Toilet bowl and seat cleaned and disinfected
 - The sink basin cleaned, the area around the sink cleaned, taps and soap dispenser cleaned and disinfected
- Hand dryer cleaned
- Mirrors, light switches, cupboards cleaned and disinfected
- Walls and tiles wiped down
- Doors/handles/keypads cleaned and disinfected
- Floor swept and mopped



Cleaning Standards - within the Venue

Office and team areas:

- All doors and handles cleaned and disinfected
- All Working surfaces wiped down and disinfected
- All office equipment dusted and wiped with sanitiser (laptop, coin/note counters, telephones, safes, staff guard fobs, panic alarm fobs, walkie talkies)

Shared Equipment:

- All shared equipment will be sanitised before, during and after each shift or anytime the equipment is transferred to a new employee. This includes phones, computers and other communication devices, kitchen implements, panic buttons, office equipment, cleaning equipment and all other direct contact items used throughout the venues.
- If we think of the areas and equipment we share as a team, can you think of what areas or items the customers would be sharing?

Activity – In the box below, please write down what areas or items you think customers would share in the venue and how you can ensure they are kept clean;

What items or areas do you think customers share?

How can you ensure they are kept clean?

Merkur Slots Training Plan



Cleaning Standards - within the Venue

You are going to spend some time with the team and learn about the cleaning standards within the venue and look at the checklists that need to be completed throughout the day.

All cleaning within the venue is recorded on checklists, some of these are found within the venue. You will learn about the rest of the cleaning procedures and rotas for inside and outside the venue from your Training Manager.

Activity – whilst working in the Venue please complete the following questions within the box;

Where can you find the cleaning policy?

What products do you use to clean the Gaming Machines?

How often should you check the toilets?

When a customer leaves the venue, what should be cleaned so it is ready for the next customer?

Where can you find the venue cleaning checklists?

Where can you print the cleaning checklist off?

Merkur Slots Training Plan



Cleaning Standards - within the Venue

It is our commitment to clean the machine and chair after each use. If there is a delay in cleaning the machine, it is recommended a hold card is added to stop any new customer from playing until it can be cleaned.

Our commitment to our colleagues and ourselves is to ensure that anything we use, or is shared needs to be cleaned. If there is a delay, please ensure you tell your colleagues before they or our customers use the equipment.

Remember we are working together to keep us all safe!





Customer Service Introduction - Mystery Shopper

Service standards are the core of our business and is the area where we can differentiate from our competitors.

Compare us to a gaming arcade at a motorway service and the customer experience is much better – but how do we compare to the high street gaming venues?

To help us achieve industry-leading service standards; **mystery shopping visits** provide our business with a range of information on the level of service which is being provided at each of our venues.

Currently, we use a company called Store Checkers to have mystery shoppers visit every venue twice per year.

The report which is completed by a mystery shopper provides a non-biased opinion on the service which is provided, and the level of satisfaction they were left with, following the visit to one of our venues. The report itself has specific scoring areas included within, which range from; the welcome received, to the offers which were made, through to the level of rapport which the staff attempted to build with the customer.

The first experience a customer has in your venue is KEY to whether they will make a return visit, therefore, it is important that we are making the Right approach and offers to these customers.



Service Standards – Mystery Shopper

The mystery shopper report is broken down into 8 sections. Find a copy of your venue's mystery shopper report and list what the 8 sections are:

1.	
2.	
3.	
4.	
5.	
6.	
7.	
8.	



Customer Service Introduction – Mystery Shop

To be the best gaming business on the high street our aim is to score 100% in every venue. The only way we can achieve this is through our teams in the venue – it's you that makes all the difference.

While some of the areas within the mystery shopper report may not relate directly to the actions of staff serving the customer, i.e "Would you describe the brand sign above the venue to be clean and well maintained? everything included within the report relates to the overall experience the customer has and the product and service which we offer. Ultimately if the exterior is dirty, it is our team's responsibility to notify someone to do something about it. It is the team's responsibility to action what they see needs doing (if they can) rather than leave it to someone else.

The areas which staff can have the greatest impact during the visit to a new customer are: The arrival, staff interaction, staff service, and departure. This forms part of the customer's journey and experience in the venue.

To complete the following exercise there is an example of a good and poor mystery shop. Looking at the areas covered in the report; think about how you can personally contribute to a great (100%) score. Focus on the areas that scored less than 100% on your last report, but also think about how you can ensure we maintain any 100% areas. Make notes below and discuss these with your training manager.

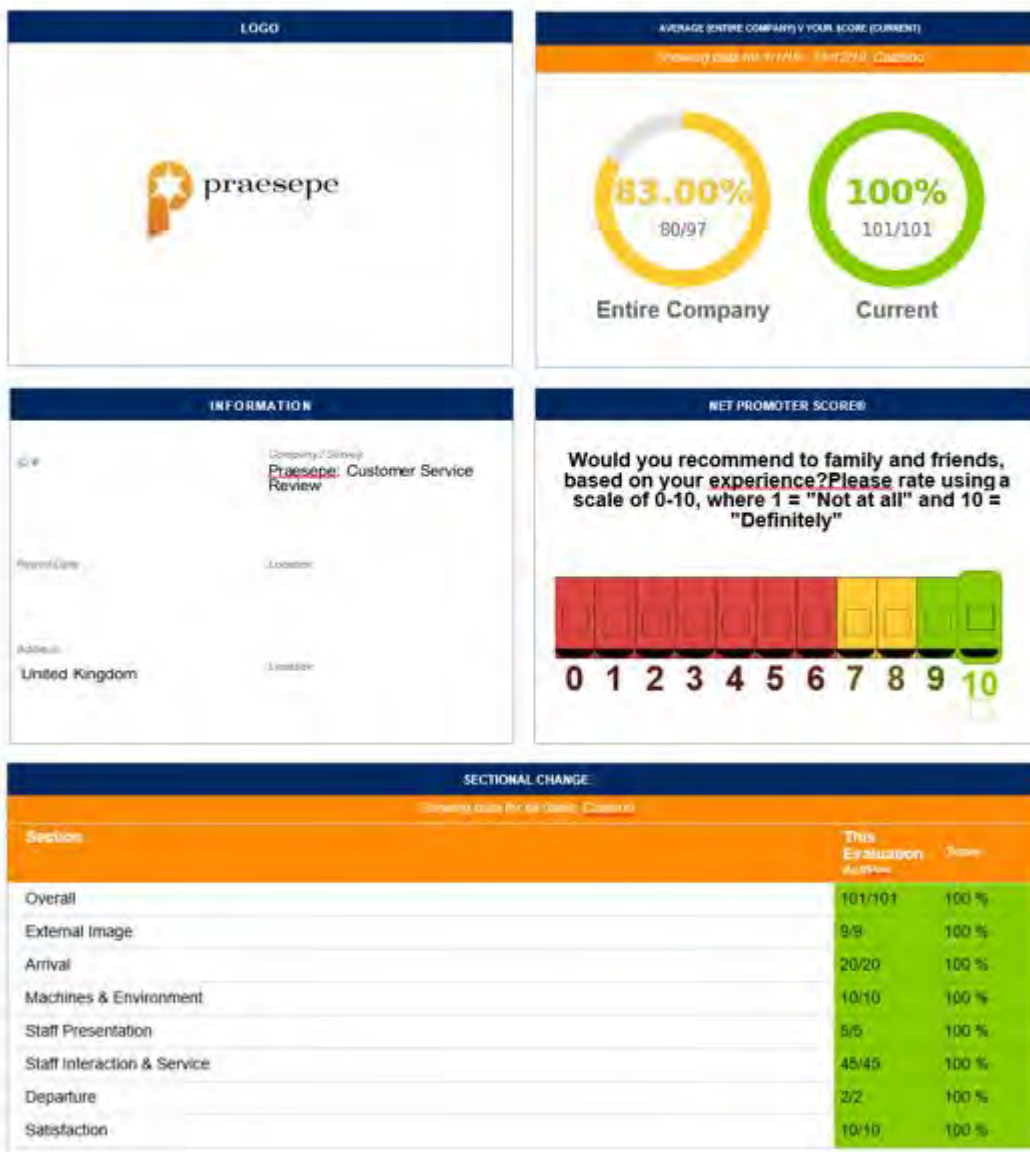


Merkur Slots Training Plan



Area of Report	Our Score	What I can do to maintain/improve this

Merkur Slots Training Plan Mystery Shopper – Good Report



Merkur Slots Training Plan



Mystery Shopper – Good Report

YOUR SCORE- MAJOR SECTIONS

(Showing score for Current Classification)

<div style="border: 2px solid #009900; border-radius: 50%; width: 60px; height: 60px; display: flex; align-items: center; justify-content: center; margin: 0 auto;"> <div style="text-align: left; width: 100%;"> <p style="font-weight: bold; color: #009900;">100%</p> <p style="font-size: 0.8em; color: #009900;">103/103</p> </div> </div> <p style="font-size: 0.8em; color: #009900;">Overall</p>	<div style="border: 2px solid #009900; border-radius: 50%; width: 60px; height: 60px; display: flex; align-items: center; justify-content: center; margin: 0 auto;"> <div style="text-align: left; width: 100%;"> <p style="font-weight: bold; color: #009900;">100%</p> <p style="font-size: 0.8em; color: #009900;">5/5</p> </div> </div> <p style="font-size: 0.8em; color: #009900;">External Image</p>	<div style="border: 2px solid #009900; border-radius: 50%; width: 60px; height: 60px; display: flex; align-items: center; justify-content: center; margin: 0 auto;"> <div style="text-align: left; width: 100%;"> <p style="font-weight: bold; color: #009900;">100%</p> <p style="font-size: 0.8em; color: #009900;">20/20</p> </div> </div> <p style="font-size: 0.8em; color: #009900;">Arrival</p>	<div style="border: 2px solid #009900; border-radius: 50%; width: 60px; height: 60px; display: flex; align-items: center; justify-content: center; margin: 0 auto;"> <div style="text-align: left; width: 100%;"> <p style="font-weight: bold; color: #009900;">100%</p> <p style="font-size: 0.8em; color: #009900;">10/10</p> </div> </div> <p style="font-size: 0.8em; color: #009900;">Machines & Environm...</p>
<div style="border: 2px solid #009900; border-radius: 50%; width: 60px; height: 60px; display: flex; align-items: center; justify-content: center; margin: 0 auto;"> <div style="text-align: left; width: 100%;"> <p style="font-weight: bold; color: #009900;">100%</p> <p style="font-size: 0.8em; color: #009900;">5/5</p> </div> </div> <p style="font-size: 0.8em; color: #009900;">Staff Presentation</p>	<div style="border: 2px solid #009900; border-radius: 50%; width: 60px; height: 60px; display: flex; align-items: center; justify-content: center; margin: 0 auto;"> <div style="text-align: left; width: 100%;"> <p style="font-weight: bold; color: #009900;">100%</p> <p style="font-size: 0.8em; color: #009900;">43/45</p> </div> </div> <p style="font-size: 0.8em; color: #009900;">Staff Interaction & Ser...</p>	<div style="border: 2px solid #009900; border-radius: 50%; width: 60px; height: 60px; display: flex; align-items: center; justify-content: center; margin: 0 auto;"> <div style="text-align: left; width: 100%;"> <p style="font-weight: bold; color: #009900;">100%</p> <p style="font-size: 0.8em; color: #009900;">2/2</p> </div> </div> <p style="font-size: 0.8em; color: #009900;">Departure</p>	<div style="border: 2px solid #009900; border-radius: 50%; width: 60px; height: 60px; display: flex; align-items: center; justify-content: center; margin: 0 auto;"> <div style="text-align: left; width: 100%;"> <p style="font-weight: bold; color: #009900;">100%</p> <p style="font-size: 0.8em; color: #009900;">10/10</p> </div> </div> <p style="font-size: 0.8em; color: #009900;">Satisfaction</p>

MYSTERY SHOPPING (REPORT)

QUESTION	SCORE	ANSWER
Location:		
Date of visit:		23/06/2020
Time of visit:		10:00
Photo of the cepoze (exterior) relating to this report:		
Day of visit:		<div style="font-size: 0.8em;"> Monday Tuesday Wednesday Thursday Friday Saturday <input checked="" type="checkbox"/> Sunday </div>

Merkur Slots Training Plan



Mystery Shopper – Good Report

Questions	Score	Comments
Number of staff present during your initial sweep:	2	
Number of customers present during your initial sweep:	17	
Give names/descriptions of all staff you came into contact with (in order of dealings):		
Detail the products/offers/services offered to you during the discussion with staff (i.e. membership/text scheme/promotions, drinks/snacks, etc)		
Offered assistance with changing my money into coins, Tea, coffee, cold soft drinks and water, Chocolate snacks, crisps and biscuits, Membership application form and the Cashing text match play offer.		
What did you spend in total?	£10	
Detail the games you played:		
Pots of Gold, Slots of Gold, Wines, Wish Upon a Jackpot, Kingdom of Wealth, Golden Pharaohs and Thai Princess		
Your age:	54	
Location/Target	100%	100% (On/On)
Was the front of the venue clean and well maintained?	<input checked="" type="checkbox"/> Yes <input type="checkbox"/> No <input type="checkbox"/> N/A	Achieved <input checked="" type="checkbox"/> Partially met <input type="checkbox"/> Not met
Would you describe the window display as clean and tidy, and the brasswork/aluminium polished?	<input checked="" type="checkbox"/> Yes <input type="checkbox"/> No <input type="checkbox"/> N/A	Achieved <input checked="" type="checkbox"/> Partially met <input type="checkbox"/> Not met
Was there an over 10s notice clearly displayed on one of the entrance doors or in the front window area?	<input checked="" type="checkbox"/> Yes <input type="checkbox"/> No <input type="checkbox"/> N/A	Achieved <input checked="" type="checkbox"/> Not met
Describe what was memorable about the window displays:		
The windows, although slightly misted up due to the inclement weather outside, were full of promotional material detailing slot machines and the venue's twenty-four hour opening times. The signs appeared interesting as I approached the venue due to the bright colours and bold text used.		
External image - please provide comments supporting your scoring for this section (both positive and negative)		
The promotional material promoting the slot machines on the left hand side of the double bay windows appealed to me as they appeared to display modern and new machines which I had previously played. This excited me and made me want to enter.		
Arrival	100%	100% (On/On)
Based on the level of activity when you arrived, were you acknowledged quickly enough?	<input checked="" type="checkbox"/> Yes <input type="checkbox"/> No <input type="checkbox"/> N/A	Yes <input checked="" type="checkbox"/> No <input type="checkbox"/> N/A
When you entered the site, how were you acknowledged by the staff?	<input checked="" type="checkbox"/> Verbal welcome <input type="checkbox"/> Smile only <input type="checkbox"/> Eye contact only <input type="checkbox"/> No acknowledgement <input type="checkbox"/> N/A or All staff busy with customers	Offer of help <input type="checkbox"/> Verbal welcome <input type="checkbox"/> Smile only <input type="checkbox"/> Eye contact only <input type="checkbox"/> No acknowledgement <input type="checkbox"/> N/A or All staff busy with customers
When you entered the site and were first spoken to by a member of staff, were you asked for age-verification (where applicable)? N/A - If you took under 25, you should be asked to prove your age by means of identification	<input checked="" type="checkbox"/> Yes <input type="checkbox"/> No <input type="checkbox"/> N/A	Achieved - I was approached and asked for age-verification <input type="checkbox"/> Not Met - I was approached but not asked for ID and I am/look 25 or under <input type="checkbox"/> N/A - I am and look over 25
Minor Narrative		
Please provide a detailed narrative of everything that happened on the day - both positive and negative points - including playing, browsing and staff interactions.		
I was immediately welcomed by a smartly dressed member of staff as I browsed the numerous brightly lit slot machines with an offer of assistance together with a smile and a genuine kind attitude. I asked for help changing a ten pound note into ten one pound coins and received a detailed explanation of how the change machine worked while the staff member inserted my note into the machine. I was again asked if I required anything else before the staff member entered into a brief conversation with me by asking if I was new around this area as he had not seen me before. I replied I was on holiday and a brief conversation ensued about the town and surrounding countryside. He then proceeded to circulate around the venue asking other customers if they required assistance. He was being kept very busy as the venue had a lot of customers. Later the same staff member approached me and politely offered hot and cold drinks including tea, coffee, soft drinks and water. I thanked him and asked for a black coffee. He returned shortly afterwards with a coffee and a selection of crisps neatly arranged on an oval wicker tray. He spoke to me about completing a membership application form and entering my mobile telephone number into a match play text promotion. He was very knowledgeable and spoke in detail about the current offers and promotions. I was handed an application form to complete. During the visit I continued to browse and noticed one slot machine not working with an out of order sign attached. Later a different staff member approached me while I was playing the slot machines and asked if I required any hot drinks. She returned again with a tray of assorted chocolate offering them to myself and other customers. Both staff members appeared very attentive and were constantly interacting with the customers and myself, offering a brief and light hearted conversation, assistance and food and drinks. There was a buzz in the air with		

Merkur Slots Training Plan



Mystery Shopper – Good Report

Question	Score	Response
<p>The staff members creating a pleasant and joyful atmosphere. As I left a nearby staff member noticed me leaving and offered a genuine farewell and a polite thank you.</p>		
Machines & Environment 100% (14/14)		
Were all machines (all types of gaming) you saw during your visit clean?	100.00%	Yes <input type="checkbox"/> No <input checked="" type="checkbox"/>
Was the price of play and jackpot amounts you could win clear on the machine?		Yes <input type="checkbox"/> No <input checked="" type="checkbox"/>
Were all the machines (all types of gaming) switched on and working? (Score "Out of order card displayed" if any of the machines that are off have an "out of order" card displayed)	75%	Yes <input checked="" type="checkbox"/> "Out of order" card displayed <input type="checkbox"/> No <input type="checkbox"/>
Was the centre generally clean and tidy?	100.00%	Yes <input type="checkbox"/> No <input checked="" type="checkbox"/>
Was the centre generally in good repair? Information only - no score value		Yes <input type="checkbox"/> No <input checked="" type="checkbox"/>
Was the carpet not worn in any places? Information only - no score value		Achieved <input type="checkbox"/> Not met <input checked="" type="checkbox"/>
Was there no sign of anything that could cause health and safety issues? Information only - no score value		Achieved <input type="checkbox"/> Not met <input checked="" type="checkbox"/>
Did you hear background music playing?	50%	Yes <input type="checkbox"/> No <input checked="" type="checkbox"/>
Was the temperature of the centre acceptable, or too hot/too cold?	50%	Acceptable <input type="checkbox"/> Extreme <input checked="" type="checkbox"/>
If there was a smoking area, was this well presented? Information only - no score value		Yes <input type="checkbox"/> No <input checked="" type="checkbox"/> N/A <input type="checkbox"/>
<p>Machines & Environment - please provide brief supporting comments: The atmosphere inside this venue was busy with customers and had a pleasant and enjoyable ambience. All the slot machines appeared clean, tidy and working apart from one slot machine which was not working but had an out of order card displayed on it. The interior was warm, brightly lit and had a clean and smart looking carpet. Overall the whole venue was clean and tidy and offered an exciting establishment with friendly and polite staff. There were no no-smoking areas inside this venue.</p>		
Staff Presentation 100% (5/5)		
Were all members of staff wearing uniforms?	100.00%	Yes <input type="checkbox"/> No <input checked="" type="checkbox"/>
Were all of the staff that you came into contact with wearing name badges and Think 25 Badges (must wear both)?	100.00%	Yes, wearing both <input type="checkbox"/> Not wearing both <input checked="" type="checkbox"/>
<p>Please list the names of staff you came into contact with who were wearing name badges/Think 25 badges, and provide a brief description of those who were not. Both Staff 1 and Staff 2 were both clearly wearing a name badge and an over 25 badge. They were noticeable as staff members due to their smart uniforms and prominently displayed name badges. Staff Presentation - please provide brief supporting comments: Both staff members came across as smart, professional and tidy. They were each wearing company uniforms which appeared new, ironed and freshly laundered.</p>		
Staff Interaction & Service 100% (4/4)		
When you requested change, did the member of staff give you the change you requested (where applicable)?	100.00%	Achieved <input type="checkbox"/> Not met <input checked="" type="checkbox"/> N/A <input type="checkbox"/>
Did a member of staff mention the Membership and/or Text scheme to you during your visit?	100.00%	Achieved <input type="checkbox"/> Not met <input checked="" type="checkbox"/>
Were you offered a free drink of tea/coffee or a cold drink within the first 10 minutes of your arrival?	100.00%	Achieved <input type="checkbox"/> Not met <input checked="" type="checkbox"/>
Were you offered a complimentary snack?		Offered <input type="checkbox"/> Not offered <input checked="" type="checkbox"/>
If yes, at what time?		16:36
Please describe what you were offered:		I was offered crisps more drinks and chocolates.

Merkur Slots Training Plan



Mystery Shopper- Good Report

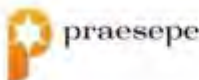
Question	Score	Answer
Were you aware of staff circulating (e.g. talking to customers/keeping the place tidy/etc, but not just standing around)?	100000	Achieved <input type="checkbox"/> Not met
Were there any staff members who exceeded your expectations? Information only - no score value		Yes <input type="checkbox"/> No
Whilst serving you, did the staff member seem genuinely interested and give you their full attention?	100000	Outstanding service <input type="checkbox"/> Very good service Sufficient service Could do better Weak/lack of interest
Was the staff member friendly and helpful whilst interacting with you?	100000	Extremely <input type="checkbox"/> Very Obliging Relatively Not at all
Was any unprompted "general" conversation attempted or any rapport built? E.g. "Have you played at Cashino before?", "How has your day been?", etc	100000	Met <input type="checkbox"/> Partially met Not met
Did you feel valued and appreciated as a customer?	100000	Extremely <input type="checkbox"/> Very On the whole Not really Definitely not
Departure 100% (1/1)		
Did the staff thank you for visiting Cashino and offer a genuine goodbye?	100000	Yes <input type="checkbox"/> No
What was said/what happened on your departure? A nearby staff member noticed me leaving and offered a warm farewell and a thank you		
Satisfaction 100% (10/10)		
Would you recommend to family and friends, based on your experience? Please rate using a scale of 0-10, where 1 = "Not at all" and 10 = "Definitely"	100000	0 1 2 3 4 5 6 7 8 9 10 <input type="checkbox"/>
Please support your "recommend" rating: I would want my friends and work colleagues to experience the same high standards of customer care as I was given during my visit. My friends would enjoy the hospitality which was offered to me and the delight of playing modern and up to date slot machines		
Feedback of Visit		
Was there anyone in the queue or in the doorway that appeared to be under the age of 18? Information only - no score		Yes No <input type="checkbox"/>
If yes, give details of what staff did (or did not do) to overcome this: There was no one loitering in the doorway during my visit.		
Is there anything that we could have done better/improved upon today? I noticed there were two deep steps in the middle of the venue which would limit a person with mobility issues from experiencing all the areas within this venue, however I understand this would be outside the control of the staff members.		
What did we do really well today? I enjoyed the attentive staff members who offered a friendly, attentive and helpful service to me during my visit. They were very generous with their offers of drinks and assorted snacks and I stayed longer in this venue playing the slot machines due to the attentiveness and friendliness of the staff members		

Merkur Slots Training Plan




Mystery Shopper- Good Report

LOGO




AVERAGE (ENTIRE COMPANY) v YOUR SCORE (CURRENT)
Showing data for 2/2019 - 2/2019 - Casino



83.00%
80/97

Entire Company



45.00%
45/101

Current

INFORMATION


ID# _____ Company / Survey
Praesepe: Customer Service Review

Phone/Email _____ Location _____

Address _____
United Kingdom _____ Location _____

NET PROMOTER SCORE®

Would you recommend to family and friends, based on your experience? Please rate using a scale of 0-10, where 1 = "Not at all" and 10 = "Definitely"



0 1 2 3 4 5 6 7 8 9 10

SECTIONAL CHANGE
Showing data for 2/2019 - 2/2019 - Casino

Section	This Evaluation n/total	Score
Overall	45/101	45 %
External Image	9/9	100 %
Arrival	15/20	75 %
Machines & Environment	10/10	100 %
Staff Presentation	5/5	100 %
Staff Interaction & Service	3/45	7 %
Departure	0/2	0 %
Satisfaction	3/10	30 %

**Merkur Slots
Training Plan**



Mystery Shopper – Poor Report



MYSTERY SHOPPING REPORT

Question	Score	Answer
Location:		
Date of visit:		23/06/2020
Time of visit:		10:00
Photo of the outside (exterior) relating to this report:		
Day of visit:		Monday Tuesday Wednesday Thursday Friday Saturday

Merkur Slots Training Plan



Mystery Shopper – Poor Report

Task Area	Score	Comments
<p>Number of Staff present during your initial sweep: 2</p> <p>Number of Customers present during your initial sweep: 1</p> <p>Give names/Descriptions of all staff you came into contact with (in order of dealings):</p> <p>Detail the product(s)/other services offered to you during the discussion with staff (i.e. membership card scheme/promotions, drinks/snacks, etc.)</p> <p>I was not offered any services during this visit.</p> <p>What did you spend on/lose? £1.00</p> <p>Detail the games you played:</p> <p>Worms Hot Scatter Super Star Turns Toad Fowl Ultra Hot Multi Wild King Kong Cash</p> <p>Your age: 25</p>		
External Image	100% (2/2)	
Was the front of the venue clean and well maintained?	100%	Achieved <input type="checkbox"/> Partially met <input type="checkbox"/> Not met <input type="checkbox"/>
Would you describe the window display as clean and tidy, and the brasswork/aluminium polished?	100%	Achieved <input type="checkbox"/> Partially met <input type="checkbox"/> Not met <input type="checkbox"/>
Was there an over 18s notice clearly displayed on one of the entrance doors or in the front window area?	100%	Achieved <input type="checkbox"/> Not met <input type="checkbox"/>
Describe what was memorable about the window displays:		
There was nothing particularly memorable about the window display as nothing stood out from it when walking past.		
External image - please provide comments supporting your scoring for this section (both positive and negative):		
The exterior of the venue was clean, tidy and well maintained. There was some dust visible on the woodwork but this was acceptable given that this venue is currently being converted. The windows were free of any dirt and blemishes. There is an over 18s sign visible at the entrance to the venue.		
Arrival	75% (1/2)	
Based on the level of activity when you arrived, were you acknowledged quickly enough?	50%	Yes <input type="checkbox"/> No <input type="checkbox"/> N/A <input type="checkbox"/>
When you entered the site, how were you acknowledged by the staff?	With all eyes	Offer of help <input type="checkbox"/> Verbal welcome <input type="checkbox"/> Smile only <input type="checkbox"/> Eye contact only <input type="checkbox"/> No acknowledgement <input type="checkbox"/> N/A or All staff busy with customers <input type="checkbox"/>
When you entered the site and were first spoken to by a member of staff, were you asked for age verification (where applicable)?	100%	Achieved - I was approached but not asked for ID and I am/look 25 or under <input type="checkbox"/> Not Met - I was approached but not asked for ID and I am/look 25 or under <input type="checkbox"/> N/A - I am and look over 25 <input type="checkbox"/>
N.B - If you look under 25, you should be asked to prove your age by means of identification		
Main Narrative		
Please provide a detailed narrative of everything that happened on the day - both positive and negative points - including playing, browsing and staff interactions.		
I proceeded to enter the venue. I immediately noticed that the venue was undergoing refurbishment to a future venue and that only half of the venue was being used. Staff 1 acknowledged me on entry non-verbally. As I walked towards the machines, she approached me and asked me for ID, which I provided. This was accepted and Staff 1 thanked me for providing this. For the majority of the visit, both Staff 1 and Staff 2 were stood at the counter talking to each other or to the engineer who also works for the company. I observed them speaking in a different language to each other over the course of my visit. I played on some machines for a few minutes. When I had finished playing, I approached the counter and spoke to Staff 2. I asked her for some change from a £5 note to which she pointed me to the GetTe and told me to use this. I proceeded to use the machine and obtain some change. I then continued to play on some machines for a few minutes. When I had finished playing on the machines, I approached Staff 1 at the counter and asked her if there was anywhere I could smoke in the venue to which she advised me there was not and that I had to go outside. I proceeded to exit the venue in front of both staff members and did not receive a farewell on exit.		
Recovery & Environment	100% (1/1)	

Merkur Slots Training Plan



Mystery Shopper-Poor Report

Question	Score (%)	Comments
Were all machines (all types of gaming) you saw during your visit clean?	100%	Yes <input type="checkbox"/> No <input type="checkbox"/>
Was the price of play and jackpot amounts you could win clear on the machine?	100%	Yes <input type="checkbox"/> No <input type="checkbox"/>
Were all the machines (all types of gaming) switched on and working? (Score "Out of order card displayed" if any of the machines that are off have an "out of order" card displayed)	100%	Yes <input type="checkbox"/> "Out of order" card displayed <input type="checkbox"/> No <input type="checkbox"/>
Was the centre generally clean and tidy?	100%	Yes <input type="checkbox"/> No <input type="checkbox"/>
Was the centre generally in good repair? Information only - no score value	100%	Yes <input type="checkbox"/> No <input type="checkbox"/>
Was the carpet not worn in any places? Information only - no score value	100%	Achieved <input type="checkbox"/> Not met <input type="checkbox"/>
Was there no sign of anything that could cause health and safety issues? Information only - no score value	100%	Achieved <input type="checkbox"/> Not met <input type="checkbox"/>
Did you hear background music playing?	0%	Yes <input type="checkbox"/> No <input type="checkbox"/>
Was the temperature of the centre acceptable, or too hot/too cold?	100%	Acceptable <input type="checkbox"/> Extreme <input type="checkbox"/>
If there was a smoking area, was this well presented? Information only - no score value	100%	Yes <input type="checkbox"/> No <input type="checkbox"/> N/A <input type="checkbox"/>
Machines & Environment - please provide brief supporting comments: The venue did not have any background music playing, but as this may have been because of the refurbishment I have marked this positively. Due to it being refurbished, it did not have any carpet and had a solid stone floor. Given this fact, the machines were clean and tidy and also in good condition. All machines were in working order. The temperature was comfortable in the venue. The venue does not have a smoking area.		
Staff Presentation	100% (5/5)	
Were all members of staff wearing uniforms?	100%	Yes <input type="checkbox"/> No <input type="checkbox"/>
Were all of the staff that you came into contact with wearing name badges and Think 25 Badges (must wear both)?	100%	Yes, wearing both <input type="checkbox"/> Not wearing both <input type="checkbox"/>
Please list the names of staff you came into contact with who were wearing name badges/Think 25 badges, and provide a brief description of those who were not:		
Staff Presentation - please provide brief supporting comments: Both Staff 1 and Staff 2 were wearing the correct uniform with the relevant badges on and were well presented.		
Staff Interaction & Service	75% (3/4)	
When you requested change, did the member of staff give you the change you requested (where applicable)?	0%	Achieved <input type="checkbox"/> Not met <input type="checkbox"/> N/A <input type="checkbox"/>
Did a member of staff mention the Membership and/or Text scheme to you during your visit?	0%	Achieved <input type="checkbox"/> Not met <input type="checkbox"/>
Were you offered a free drink of tea/coffee or a cold drink within the first 10 minutes of your arrival?	0%	Achieved <input type="checkbox"/> Not met <input type="checkbox"/>
Were you offered a complimentary snack?	0%	Offered <input type="checkbox"/> Not offered <input type="checkbox"/>
If yes, at what time? Please describe what you were offered:	0%	I was not offered any snacks during this visit.
Were you aware of staff circulating (e.g. talking to customers/keeping the place tidy/etc, but not just standing around)?	0%	Achieved <input type="checkbox"/> Not met <input type="checkbox"/>
Were there any staff members who exceeded your expectations?	0%	Yes <input type="checkbox"/>

Merkur Slots Training Plan



Mystery Shopper-Poor Report

Questions	Score	Answer
Information only - no score value		
Whilst serving you, did the staff member seem genuinely interested and give you their full attention?	0/10 0.00%	No <input type="checkbox"/> Outstanding service Very good service Sufficient service Could do better Weak/lack of interest <input type="checkbox"/>
Was the staff member friendly and helpful whilst interacting with you?	0/10 0.00%	Extremely Very Obliging Relatively <input type="checkbox"/> Not at all
Was any unprompted "general" conversation attempted or any rapport built? E.g. "Have you played at Cashio before?", "How has your day been?", etc.	0/10 0.00%	Met Partially met Not met <input type="checkbox"/>
Did you feel valued and appreciated as a customer?	0/10 0.00%	Extremely Very On the whole Not really Definitely not <input type="checkbox"/>
Comments		
Did the staff thank you for visiting Cashio and offer genuine goodbye?	0/2 0.00%	Yes No <input type="checkbox"/>
What was said/what happened on your departure? I did not receive a farewell despite leaving the venue at the entrance opposite the counter where both Staff 1 and Staff 2 were situated.		
Satisfaction		
Would you recommend to family and friends, based on your experience? Please rate using a scale of 0-10, where 1 = "Not at all" and 10 = "Definitely"	3/10 30.00%	0 1 2 3 4 5 6 7 8 9 10
Please support your "recommend" rating: I would not recommend this venue. Both Staff 1 and Staff 2 showed no interest in wanting to proactively provide any services to me or establish a rapport during the visit and were observed talking to each other and the engineer for the majority of the visit. I did not feel valued as a customer and was left to it in that regards. Even when interacting with the staff members, they did not show much interest in wanting to help.		
Feedback of Visit		
Was there anyone in the centre or in the doorway that appeared to be under the age of 18? Information only - no score		Yes No <input type="checkbox"/>
If yes, give details of what staff did (or did not do) to overcome this: N/A		
Is there anything that we could have done better/improved upon today? A more proactive and positive approach to customer service is required to improve.		
What did we do really well today? Despite the venue's ongoing refurbishment, the venue was clean, tidy and generally well maintained.		

**Merkur Slots
Training Plan
Day 2**



Venue Operations & Compliance



Merkur Slots Training Plan



Operations Open & Close Venue

As part of your role, you may have the responsibility of opening and closing the venue as you will most likely hold keys. It is vitally important that you consider safety as the number one element. If you are a 24-hour site, it is still important that you understand and can refer back to this policy, as during the Christmas period we have to close the venue (it is the Law)

This was covered in your **Lone Working e-Learning** if for any reason you need to re-take this course; you can get the course reset by contacting: LearningandDevelopment@praesepeplc.com

We have clear procedures for opening and closing the venue. These can be found in the Operations Manual. Find the opening and closing procedures and answer the following questions:

Opening and Closing Procedures	
Question:	Answer:
Why do we have to follow the procedure?	
What should happen 10 minutes before we close?	
Why do we call a designated venue?	
Who is your designated venue?	
What happens with the alarm at open/close?	
What is the alarm contact number and code?	
What is the alarm fob? Where is it kept? How do you use it?	

Merkur Slots Training Plan



Operations - Open & Close Venue

Looking at the Opening and Closing Policy – please list the steps for opening and closing as listed in the policy.

This can be referred to in the Merkur Slots Operations Manual.

STEPS TO OPEN THE VENUE

- 1
- 2
- 3
- 4
- 5
- 6
- 7

STEPS TO CLOSE THE VENUE

- 1
- 2
- 3
- 4
- 5
- 6
- 7
- 8
- 9

Merkur Slots Training Plan



Operations - Venue Safety

As well as our safety and security, the venue's security becomes our responsibility, especially if we are opening or closing the venue. Other areas to consider include those listed below. Each area has an explanation as to why it is important. Find out best practices and what is in the policy so you can deliver this in your role.

AREA	WHY	BEST PRACTICE/BEST RESULT:
CCTV	CCTV is an essential tool to help prevent crime and capture those responsible for breaking the law. In a business where cash is being transferred continuously between customers, machines and employees, it is important for the safety of employees and customers that all areas of the venue are covered by CCTV at all times.	
MACHINE FRAUD	Machine fraud is a threat, which is present. Employees should be aware of how fraud can take place and what to do in the event of spotting a "customer" defrauding a machine.	
FIRE SAFETY	The health and safety of employees and customers is of great importance. Being aware of the dangers which a fire can bring is important, as is being prepared to deal with one. Most fires are preventable by taking responsibility for and adopting the right behaviours and procedures.	
OPEN/CLOSE THE VENUE	Several safety requirements must be adhered to when opening and closing the venue. Ensuring that policy and processes are followed reduces the chance of mistakes being made, which may negatively impact the security of the premises.	

**Merkur Slots
Training Plan**



Compliance – Understanding the Different Logs

Work through the Compliance folder and the IHL Smart Tablet in the venue. For each log listed, please explain where it's found, what it is, what it is used for, and when the last entry was made in your venue.

Log Name	Where Found	Used For	Last Entry
Log A			
Log B (1)			
Log B (2)			
Log C			
Log D			
Log E			
Log F			
Log G			

Merkur Slots Training Plan



Compliance - Acronyms & Abbreviations

Understanding the language and terminology we speak is important in our business. You may be asked what things mean by customers, your Line Manager, or even a Gambling Commission Officer, should they visit your venue. You will find the full list of Acronyms/Abbreviation displayed within your venue.

This quick exercise below will help you learn and understand the terminology used. Match up the Abbreviation with the Meaning It's not a test by the way!

Acronym/ Abbreviation:	Match here:	Meaning
ADR		Independent Betting Adjudication Services
BCAP		Ticket in Ticket out
IBAS		Proceeds of Crime Act
TITO		Alternative Dispute Resolution
FEC		Broadcast Committee of Advertising Practice
AML		Committee of Advertising Practice
MOSES		Machines Administration Reporting System
AGC		Video Bingo Terminal
CAP		British Amusement Catering Trade Association
VBT		Anti-Money Laundering
MARS		License Conditions & Codes of Practice
BACTA		Adult Gaming Centre
LCCP		Multi-Operator Self Exclusion Scheme
POCA		Family Entertainment Centre

Merkur Slots Training Plan



Compliance – What we do to meet the licensing objectives

You need to understand what we do as a company to meet the three Licensing objectives and comply with the law.

Compliance	
Question:	Answer:
What policy do we have in place to protect the young?	
What information would you record for a customer interaction and where would you record this information?	
Where would you record a self-exclusion?	
What is Proceeds of Crime?	
What are the signs money laundering is happening in your Venue?	
Where would you record a money laundering incident?	
What are the three Licensing objectives?	

Merkur Slots Training Plan



Operations – Float Check & Customer Handover

When starting a shift or when there is a shift change over, this must be done with minimal disruption to the customer. Uniforms must remain worn whilst in view of the customers. You can refer to the Merkur Slots Operations Manual for customer service change over policy.

You are now going to carry out a float check with your training manager; you will be encouraged throughout the rest of your training to be involved carrying out floats checks daily.

The image shows a 'DAILY FLOAT CHECK RECORD' form. The title 'DAILY FLOAT CHECK RECORD' is circled in red. The form includes a header with the Merkur Casino logo and a grid for recording data. The grid has columns for 'DATE', 'TIME', 'LOCATION', 'CHECKED BY', and 'STATUS'. The 'DATE' column is pre-filled with '11/11/2023'. The 'TIME' column is pre-filled with '14:00'. The 'LOCATION' column is pre-filled with 'Merkur Casino'. The 'CHECKED BY' column is pre-filled with 'M. Smith'. The 'STATUS' column is pre-filled with 'OK'. Below the grid, there are several rows for additional notes or observations.

Please make notes below, on the relating documents you need to complete a float check:



Operations – Float Check & Customer Handover

Please note the **five** steps in the table below that you must be aware of when starting a shift/ changing of shift. You can refer to the Merkur Slots Operations Manual.

STEPS TO BE AWARE OF AT THE START/CHANGE OF SHIFT	
1	
2	
3	
4	
5	

Remember to be aware of your surroundings and do not count cash on your own. You need to ensure you adopt the four-eye approach for your safety, as well as keeping the money secure.

Merkur Slots
Training Plan

Day 3



Gaming Machines knowledge and Procedures



Merkur Slots Training Plan



Gaming Machines – Introduction

There are several different machines at each venue.

You should familiarise yourself with the different types of machines so you can advise customers, explain the workings and start to become an expert on machines – after all, they are our 'product'!

Did you know?

All Gaming establishments require a premises licence to run gambling activities. This will be located on the Information Board, near to the front entrance.

An AGC can comprise a mixture of the entire machine categories; however, the ratio of B3 cabinets to all the other categories cannot exceed **TWENTY PERCENT**. For example, an AGC operating with Ten B3 Cabinets must have 40 Cat C/and Ds to operate legally

The following notices are a requirement by law to be displayed on all Gaming Machines in the venue. This can be on the screen of the machine or displayed on a sticker affixed to the cabinet;

- **No under 18's to Play**
- **Gamble Responsibly (Gamcare UK Helpline 0800 8020 133)**
- **Minimum Percentage payout**
- **Machine Category – (either Legacy or Non-Legacy)**

MACHINE CATEGORY	MAX STAKE	MAX PRIZE	EXAMPLE MACHINE	MARS CATEGORY	CATEGORY STICKER
B3	£2	£500	AURORA CARBON PREMIUM	B3	B3
C	£1	£100	ALPHA STAR CCV	CAT C	C
CAT C LITE	20P	£10	CHASE THE ACE - NO LIMITS	CAT C LITE	C/D
D COMPLEX	10P	£5	TIMELESS SUPER LUCKY PAIRS	CAT D	D

Merkur Slots Training Plan



Gaming Machines – Product and Brand Knowledge

As a member of the Merkur Slot team, having knowledge on Machine Manufacturers, Games offered and their features means you can use this information to;

- interact with customers effectively
- understand if we are ahead of the game with our competitors
- suggest if the machine is positioned correctly within the layout of the venue

Who Makes our Machines?

The manufacturer **Blueprint** is a sister company of Gauselmann, so encouraging customers to play these is a good thing.

Blueprint machines are identified by the Sun logo on the top of the machine cabinets. Other manufactures we use are Novomatic, Astra, SG/Barcrest, Project coin, Amatic and Electrocoin.

Activity 1

Have a look at each machine in your venue and complete the activity below. Different manufacturers put their company name in different places!

If you need help, ask your manager.

Machine Manufacturers	Number of machines in my venue

Merkur Slots Training Plan



Gaming Machines – Product & Knowledge

Some of the machines in venue have multiple games and they are referred to as game packs. It is good practice to understand which manufacturer produces what machines, what games are available, what the most popular games are, and what the main features of that game are. This will mean that you can, help new customers, promote new games that may be introduced and be confident if there are any issues during game play.

Activity: Half Hour Play

We are now going to ask you to spend 30 minutes in the venue, to either play a machine on demo mode and/or look at the help menu on the machines. This is going to allow you to get a feel for the different games and machines so that you can build your knowledge of what we offer and be able to promote games and features to our customers. The training manager will be available to guide you.

Make notes below about the games you like, the machine name and category, the manufacturer and the main feature of that game:

Machine & Category	Manufacturer	Game & Feature of Game

Merkur Slots Training Plan



Gaming Machines - Cleaning Gaming Machines

It is important that our gaming machines are always ready to play and presentable to our customers. Below are some key hints and tips to make sure your machines are always ready for play.

Machine Exterior	
Appearance	Throughout your shift, make a habit of having a good look at every machine. If you see anything that looks dirty make sure you clean it as soon as you can. If anything is broken either report to your Line Manager or record the fault in the Engineers Log on MARS
POP (Price of Play)	Do ensure that EVERY machine has the correct Price of Play. Price of Play is either displayed on a flag, on the exterior of the machine or can be displayed electronically on the digital screen, so familiarise yourself with each machine's location. When any new machines arrive this is equally important to check. Please also make sure that any new POP flags, where applicable, are attached at the same height level of all other POP flags displayed.
Buttons	If you see any broken buttons, record it in the Engineer's log on MARS
Stools	To encourage customers to enjoy a comfortable stay in your venue, ensure that stools are placed appropriately in front of the gaming machines. If a customer leaves, then make a point of putting the stool "straight" so it is not left in an untidy position.
Volume	It is important that our gaming machines can be heard by those playing them. If you notice that a machine has a very low volume to it, then report this to your Line Manager or record in the Engineers log on MARS.
Cleanliness	
Cabinet/Glass /LCD Screens	Are they clean and free of smears dirt and foreign articles?
Overall	Does the general level of machine cleanliness meet the required cleanliness standards?
Surrounding Area	The area around is all clean including the floor and stools.

Your Training Manager will now go through the Machines Presentation Policy in the Merkur Slots Operational Manual. You will be able to use this as a guide when you start at your Merkur Slots Venue.

Merkur Slots Training Plan

Gaming Machines



Ticket in Ticket out Machine (TiTo)

Ticket in Ticket Out is a very simple concept and has been introduced throughout the Praesépe estate. This has now given us a system that provides full data retrieval and a cashless solution, which assists all departments in the day to day running of the business.

All manufacturers conform to the GBG (Gambling Business Group) ticketing protocol, which allows the player to transfer winnings from machine to machine easily and conveniently. In essence, TITO offers a simpler, efficient and impartial playing experience.

The real advantage from an operational perspective is the reduction of cash handling by automating the manual processes, such as hand pays and floating hoppers with cash. This in turn means more time freed up for customer service.

Whilst a lot of our estate uses Ticket in Ticket out (TiTo), we do still have machines that follow the manual processes. This means that the Gaming Machines will have an agreed float within them. The float will need to be topped up; this is called the refill process. During the collection process, this machine will need to be emptied of all cash, and then the agreed float put back into the machine. If these machines are within the venue you are training in, the training manager will go through this process with you.

Merkur Slots Training Plan



Operations - Manual/Procedures

You will already be familiar with some of the policies and procedures, however, there is a policy to cover all parts of the operation. They are there to help you carry out your role, so you remain compliant and understand the expectations when working as part of the Merkur Slots team.

This means reading and understanding the Merkur Slots Operations Manual (this can be found in venue and in the shared documents folder on the PC – ask your Line Manager if you are unsure.)

Make sure you read, understand and can implement the following policies;

Policy No.	Policy Name	Read ✓	My notes/tasks (how I will implement the policy)
CS3	Customer Service Changeover		
CS4	Holding Machines for Customers		
CS6	Customer Complaints		
CS7	Drink & Food Offering		
GP5	Venue Office Folder		
CC09	Key Management		
S03	Venue Visitors		
CC06	Cash Banking		
CS2	Mobile Phone		
CC7	Banking Collection		
CC11	Manual Ticket Redeem		
CC5	Collection		
CC4	Float Checks		

NB: You should also be familiar with the contents of all our Health & Safety Policies; however these are the Venue Management Teams' responsibility to manage/enforce but equally important that you are aware of them.

Merkur Slots Training Plan



Operations – Midweek Collection

The midweek empty process is integral to the successful operation of a venue. Midweeks are carried out in the main to ensure there is enough money in the GeWeTe. We collect the money from the gaming machines so we can minimise risk to the venue and ensure all monies are secure. This means there will be less cash deliveries to the venue, note acceptor cash boxes will not be full of notes and causing note jams and will ensure the GeWeTe is constantly full with money for customers to collect their winnings.

You are responsible for ensuring all policies and processes are followed, this will help to ensure all information is accurate and recorded in MARS correctly. This will reduce time correcting errors at a later date.

You will now spend time with your training manager observing a midweek collection. Please answer the questions within the box, using the information you have observed. You can also refer to the Merkur Slots Operations Manual as guidance.

In the venue what do you need to do to prepare for the midweek collection?	
How do you select the machines you need to empty for the collection?	
When should the midweek collection figures be entered on MARS?	
What document should you use to record the amount of notes you have collected?	
If a customer is playing a machine you need to collect what would you do?	
How do you avoid the midweek collection having a negative impact on the customers?	
Where would you find out the amounts of expected cash?	
If you made a mistake entering the wrong amount, what would you do?	
How many people must carry out the Midweek Collection?	



Day 4

Operating the GeWeTe, Know your High Street and Marketing



Merkur Slots Training Plan



Operations – GeWeTe Introduction

The GeWeTe's main purpose within the Venue, is to ensure the safety of the employees and company money. It will be part of your responsibility within your role to provide constant operation of the GeWeTe, so our customers can collect winnings/change as needed.

As the GeWeTe is where most of the Venue's Monies are stored, this in turn adds risk to the GeWeTe. The GeWeTe needs to be covered by CCTV. To add extra security measures to protect our teams, we have a GeWeTe SOS policy. Your training manager will show you how to carry out a GeWeTe SOS.

How often do you need to carry out a GeWeTe SOS?

Where do you record that you have done a GeWeTe SOS?

As it will be your responsibility to ensure the GeWeTe is constantly in operation and available to our customers, you will need to be able to refill the GeWeTe. This should be carried out with minimal disruption to the customers as possible; the GeWeTe refill is performed after you have carried out a midweek collection.

This process is hard to learn in a day and throughout the rest of your training, you will need to be involved in this process, so you can practice. Remember, if you do not understand anything ask your training manager and/or refer to the Merkur Slots Operations Manual.

You will now carry out a full midweek and GeWeTe Collection with your training manager.



Remember, we do have different models of GeWeTe and Change machines.

The Policies and procedures remain the same, and you will be trained in your Merkur Slots Venue if the Model is slightly different to your training venue.

Merkur Slots Training Plan



Operations – GeWeTe Refill

Now that you have completed a full Midweek and GeWeTe Collection, please answer the questions below within the box;

	QUESTION	WHAT I NEED TO DO:
GeWeTe	What card do you need to use to fill/refill GeWeTe?	
	What option should you select after you have entered your password?	
	Starting from the top menu, what are the next two options you need to select and why?	
	On the refill screen, what do you need to input and press to ensure the GeWeTe has accounted for the stock?	
	If this refill is done on a non – audit day, do you print the receipt with or without delete?	
	What information does the receipt from the GeWeTe give you?	
GeWeTe	What paperwork do you record the information that you have refilled the GeWeTe on?	
	What information do you record on the paperwork?	
	What Menu and options on MARS do you need to select, to enter the information of the GeWeTe Refill?	
	When do you need to record and update information on MARS, when do you complete a GeWeTe refill?	

Merkur Slots Training Plan



Know Your High Street

We aim to be the best in the high street gaming industry, but do you know who our competitors are and how well they treat their customers?

The next activity is designed to help you understand better what is happening in your area.

Activity

Working with the support of your Line Manager, answer the questions below. Where possible, go and visit your competitors and understand how they treat their customers. After spending your first week in venue, ask yourself – ‘do we do this better’?

Questions	Write your answers here
Who are your local competitors?	
What similarities are there to your venue?	
What did you see that your competitor(s) do well? (Think about the service they offered and their approach to customer service).	
From your observations, what do we do better already?	

Merkur Slots Training Plan



Merkur Slots Marketing

Merkur Slots is a new brand within our company, so we need to ensure that we are creating brand awareness.

So we can be competitive within our market place, we need to promote the brand. Most messages will come from the marketing team. They will communicate this via their marketing calendar, updates via the business bulletin, as well as venue visits.

What can you do in venue to promote the brand?

If you have any ideas, they need to be discussed with your line manager and agreed by your area manager.

Currently, in venue, we can sign them up to become a Merkur Slots Member and they will receive offers by their preferred communication method.



We also offer rewards via text message.

The Reward Scheme works by texting 'slots & venue number' to 82830, and then they will receive their rewards via text message.

If you need any help or support please contact marketing this email address;
marketing@praesepeplc.com



Day 5

Collection, Venue Systems & Paperwork, Targets and Shifts and Rotas



Merkur Slots Training Plan



Collection – Operations

The collection process is the penultimate action before being able to bank income. It can become a lengthy process if mistakes are made and there is a large amount of cash handling throughout the process. Therefore, everyone must follow the collection policy using the correct guidance tools.

Please Refer to MARS Manual, Cash & Banking Guide, and the collection policy in the Merkur Slots manual.

To enable the collection to run smoothly, you need to ensure that you are prepared for auditing and collecting the machines. Referring to the Operations Manual and your notes, please complete the following table;

Pre – Collection Procedures	
1	
2	
3	
4	
5	
6	
7	
8	
9	

Merkur Slots Training Plan



Collection - Operations

As you will be handling and collecting a large amount of money, you will need to ensure you are aware of your surroundings and what security measures will need to be followed. This is to prevent risk to you and your colleagues, as well as protecting our assets.

As you assist and observe a collection, please make notes on what you need to be aware of for security. Please refer to the Merkur Slots Operations Manual.

Collection Security	
1	
2	
3	
4	
5	
6	
7	
8	
9	
10	
11	

Merkur Slots Training Plan



Collection – Operations

The collection cannot be trained within a day and when problems occur, you will be quicker at solving them as you become experienced.

The collection policy is in place to help you complete a full collection. Most errors within the collection are caused by human error due to incorrect information being inputted into the MARS system.

Please answer the questions below:

1. What form do you use to record staff tasks/transactions on the GeWeTe?
2. From the Print out of the GeWeTe on collection day, what information do you use to check figures?
3. On MARS if you have an exception, how do find the actual denominations of cash you may be looking for?
4. What supporting documents do you need to have to complete a collection?
5. What deductions do you need to check have been entered onto MARS before collection?
6. What needs to be connected to MARS correctly before you can start a collection?

Merkur Slots Training Plan



Venue Systems & Paperwork

Complete the following table. Think about what the task is, the frequency of the task, which menu and what paperwork do you use.

	WHAT IT DOES	HOW/WHEN WILL I USE IT
MARS		
SHOPWORKS		
INFORM PEOPLE/ E-LEARNING		

Merkur Slots Training Plan



Venue Systems & Paperwork

MARS tracks all cash through the machines and provides financial reports. To help ensure finance is accurate, we need to know what tasks we should undertake to help keep the information accurate and up to date. This relates to cash handling tasks in your role. Using the table below think about your task and make notes about what you need to do. (We have given the core tasks – but ask what else is required in your venue).

	TASKS/HOW I WILL USE IT:	WHAT I NEED TO DO:
GeWeTe	Filling	
	£5 Recycling	
	Emptying	
	Counting Run	
ATM	Fill	
	End of Day	
MACHINE EMPTY	Security	
	Recording	
	Balancing	
	Entering on to MARS	
FLOAT CHECKS	Frequency	
	Information to include	
	Checking when there are errors	
	Shortages	

Merkur Slots Training Plan Shifts & Rotas



Rotas/Shifts are prepared by the Lead Supervisor/Cluster Manager. They are prepared on the in-house system **Shopworks**. You will be given your shift Pattern in your first week in venue, from the Lead Supervisor/Cluster Manager.

Shopworks is found on the Company's portal.

It is very rare that you will be asked to prepare rotas for your venue, however, there may be a time that you might be asked to amend one. Your Lead Supervisor/ Training Manager will show you how **Shopworks** is used during your induction.



Thinking about your rota, take some time to answer the questions below;

1. What is my shift pattern?
2. How will I find this information out, where do I find my rota?
3. How far in advance are rotas prepared?
4. What should I bear in mind in respect of rotas?

**Merkur Slots
Training Plan**



Review, feedback, and One Week Sign Off

Review

Today you will review the week's learning, exercises, the information in your workbook and discuss progress with your Training Manager. Take the time to check you have completed everything and are happy with your learning. Have questions or areas you would like more information on ready to discuss;

My Questions/Thoughts:

**Merkur Slots
Training Plan**



Week 1 Feedback & Sign Off

WEEK ONE MANAGER'S FEEDBACK:		
LIKES	CONCERNS	SUGGESTIONS

By signing below, I confirm that during my training, I have completed all that is listed above with my Training Manager:

Signature
Trainee

Signature
Training Manager

Congratulations - you have completed Week 1



Day 6

Customer Journey



Merkur Slots Training Plan



Welcome Back to Week Two

During this week we will be looking at the customer journey, we do, however, need to ensure that all our technical learning of the operation has not been forgotten.

At the start of each shift or during your shift, you need to ensure that you complete a shift change over float check and a midweek collection.

This will give you an opportunity to ensure that you keep the knowledge you have already gained and allow you to put it into practice in a live situation. This means that you will be responsible for ensuring that the paperwork is correct and that you can accurately input the required information onto our systems in the main MARS.

Be prepared to learn and to learn from your mistakes, in order to understand the impact everything has within the operation and how it is all linked.

Merkur Slots Training Plan



Customer Service

Customer service is the act of taking care of the customer's needs by providing and delivering professional, helpful, high-quality service and assistance, before, during and after the customer's requirements are met. So what does that actually mean?

Our customers choose to visit our venues, but they could choose to go to any of our competitors or indeed play online. The reason they come to us is based on their overall experience – not just the environment, the machines and respective games, but also our teams and the service we offer.

Great customer service in addition to great customer experiences is going to create customer satisfaction.

Customer Journey

In Merkur Slots, the customer journey doesn't just start at the front door of the venue. A customer decides to visit us by one of several methods...

- > Word of mouth – a recommendation from a friend
- > passing by – a spur of the moment decision
- > visiting the website – looking for the nearest venue or getting directions
- > telephoning the venue – checking opening times

At any of these points in time, the customer is coming into contact with our brand – Merkur Slots. These interactions could be positive or negative and are called Moments of Truth. They can be with the building, the surroundings and the team members.

For example, when 'visiting the website' a positive moment of truth could be, a user-friendly webpage that is easy to navigate. A negative moment of truth could be visiting the website and out of date information has been provided, i.e no update on the change in opening times.

Take a few minutes to think about the 4 different methods below and list one positive and one negative for each.

Moments of Truth

		Positive	Negative
Word of Mouth	+		
	-		
Passing By	+		
	-		
Visiting the Website	+		
	-		
Telephoning the venue	+		
	-		

Merkur Slots Training Plan



What is important to remember is that throughout the customer journey – from making that initial contact to entering the venue, visiting the toilets, playing at the machines, etc. there could be a series of positive and negative moments of truth.

We cannot ever totally get rid of the negatives, as things can go wrong in life, but we can certainly try to minimise them. Preparation is key. The key is to ensure the scales are weighted in the favour of the positives, so that is the lasting impression created in the mind of the customer.

POSITIVE



NEGATIVE

Merkur Slots Training Plan



Customer Needs

It can be easy to just group all our customers into one, but if you think about it, there are very many different types of customers – casual players, social players, regulars, higher stake players, etc. Each type has its own needs. Discuss with your trainer how you might recognise the behaviors and words used and then think about what their individual needs might be:

Type of Customer	Behavior's	Words you might hear	Individual Needs
Casual			
Social			
Regulars			
High Stakes			

Meeting needs & exceeding expectation

Having identified the customer needs, we can do our best to meet them by following not only our company procedures but also by thinking of how we can bring something of ourselves – our personality – into the interaction with the customer. These WOW moments can be very memorable for our customers. Can you think of a customer experience where someone made a real difference to your meal out, visit to the cinema, holiday, or shopping visit? It might only be small, but it meant a lot to you because of what they said or did.

The likelihood is that they showed empathy. **Empathy** is putting yourself into someone else's shoes and trying to see the situation from their point of view. By doing that, you can imagine what they might like and what will prove meaningful to them... give it a go!

There is no magic wand when it comes to delivering great Customer Service. It is all about making the customer experience fun and enjoyable. Many customers visit our venues because of you – the team member. So just be you – smile, be helpful, and make the difference to that customer!



DAY 7

Communication Skills





Communication Skills

In the information age, we have to send, receive and process huge numbers of messages every day. Effective communication as a team leader is about more than just exchanging information; it's also about understanding the emotion behind the information. Effective communication can improve relationships at work and in social situations by building strong connections to others and improving teamwork, decision making and problem-solving.

It enables you to communicate even negative or difficult messages without creating conflict or destroying trust. Effective communication combines a set of skills including non-verbal communication, attentive listening, the ability to manage stress in the moment, and the capacity to recognise and understand your own emotions and those of the person you are communicating with.

Listening

Listening is one of the most important aspects of effective communication. Successful listening means not just understanding the words or the information being communicated, but also understanding how the speaker feels about what they're communicating. Effective listening can:

- Make the speaker feel heard and understood which can help build a stronger, deeper connection between you both.
- Create an environment where everyone feels safe to express ideas, opinions and feelings or plan and problem solve in creative ways.
- Save time by helping clarify information and avoid conflicts and misunderstandings.
- Relieve negative emotions. When emotions are running high, if the speaker feels that he or she has been truly heard, it can help to calm them down, relieve negative feelings and allow for real understanding or problem solving to begin.



Communication Skills

Tips for effective listening

- ✓ **Focus fully on the speaker;** his or her body language and other non-verbal cues. If you are daydreaming, checking text messages, or doodling, you're almost certain to miss non-verbal cues in the conversation. If you find it hard to concentrate on some speakers, try repeating their words over in your head- it'll reinforce their message and help you stay focused.
- ✓ **Avoid interrupting** or trying to redirect the conversation to your concerns by saying something like, 'if you think that's bad, let me tell you what happened to me' This is NOT listening.
- ✓ **Listening** is not the same as waiting for your turn to talk. You don't concentrate on what someone's saying if you're thinking about what you're going to say next. Often, the speaker can read your facial expressions and know that your mind's elsewhere.
- ✓ **Avoid seeming judgmental.** To communicate effectively with someone, you don't have to like them or agree with their ideas, values, or opinions. However, you do need to set aside your judgement and withhold blame and criticism to fully understand a person. The most difficult communication, when successfully executed, can lead to the most unlikely and beneficial link to someone.
- ✓ **Show your interest in what's being said.** Nod occasionally, smile at the person and make sure your posture is open and inviting. Encourage the speaker to continue with small verbal comments like 'yes' or 'okay' or 'go on' etc...

Merkur Slots Training Plan



Communication Skills

Non-Verbal Communication

When we communicate things that we care about, we do so mainly using non-verbal signals. Wordless communication or body language, includes facial expressions, body movement and gestures, eye contact, posture, the tone of your voice and even your muscle tension and breathing. The way you look, listen, move and react to another person tells them more about how you're feeling than words alone ever can.

- ❖ You can enhance effective communication by using open body language – arms uncrossed, standing with an open stance or sitting on the edge of your seat and maintaining eye contact with the person you're talking to.
- ❖ You can also use body language to emphasise or enhance your verbal message – patting a friend on the back while complimenting him on his success for example, or standing up when you want to gain attention.

Put it into practice. Watch people at work in different situations (when it's really busy, when it's quiet, in a meeting, with a customer and so on). See what they do and make some notes:

Situation	What I heard	What I saw

Remember, be aware of individual differences. People from different countries and cultures tend to use different non-verbal communication gestures, so it's important to take age, culture, religion, gender and emotional state into account when reading body language signals

Merkur Slots Training Plan

Communication Skills



Stress Impacts Communication

In small doses, stress can help you perform under pressure. However, when stress becomes constant and overwhelming it can hamper effective communication by compromising your capacity to think clearly and/or act appropriately. When you're stressed you are more likely to misread other people, send confusing or off-putting non-verbal signals and lapse into unhealthy knee-jerk patterns of behaviour.

How many times have you felt stressed during a disagreement with your spouse, kids, boss, friends, or co-workers and then said or done something you later regretted? If you can quickly relieve stress and return to a calm state, you'll not only avoid such regrets but in many cases, you will also help to calm the other person as well. It's only when you are in a calm and relaxed state that you will be able to know whether the situation requires a response, or whether the other person signals indicate it would be better to remain silent.

To deal with stress during communication:

- Recognise when you are becoming stressed. Are your muscles or your stomach tight and/or sore? Are your hands clenched? Is your breath shallow? Are you "forgetting" to breathe?
- Take a moment to calm down before deciding to continue a conversation or postpone it.
- Take a few deep breaths, clenching and relaxing muscles. The best way to rapidly and reliably relieve stress is through the senses, sight, sound, touch, taste and smell. But each person responds differently to sensory input, so you need to find things that work for you.
- Be willing to compromise. Sometimes, if you can both bend a little you will be able to find a happy middle ground that reduces the stress levels for everyone concerned.
- Agree to disagree if necessary and take time away from the situation so everyone can calm down. Take a quick break and move away from the situation.

Think about what makes you stressed at work. Is it certain times of the day, certain people, or external pressures from outside of work? Identifying what stresses you have is the first step to not getting stressed.



Communication Skills

If you know what stresses you, think about ways you can remain calm under that pressure. Note below your thoughts when something stresses you and see if there is a pattern.

The situation when I was stressed	Why I was stressed

Emotions Impact Communication

Emotions play an important role in the way we communicate. It is the way you feel, more than the way you think, that motivates you to communicate or to make decisions. The way you react to emotionally driven and non-verbal cues affects both how you understand other people and how they understand you.

When you don't address what's really bothering you, you often become embroiled in petty squabbles; this leads to conflict and disagreement and most often happens when a new team leader reverts to a 'tell' style rather than listening and loses sight of how to do things right.

You not only have to understand where you are coming from and find a way to explain it but as a team leader, you have to consider the other person too. It is your responsibility to help, then explain and to listen and understand.

Emotional awareness provides you with the tools needed for understanding both yourself and other people and the real messages they are communicating to you. If you are afraid of strong emotions or if you insist on communicating only in a rational or 'strictly business' way, it will impair your ability to fully understand others, creatively problem solve, resolve conflicts, or build a strong business connection with someone. Manage your emotions without fighting them.

Merkur Slots Training Plan



H.E.A.T

At some stage, you may encounter a conflict situation. There are many reasons why this conflict might occur. They could be provoked by events outside the venue, for example, a domestic issue, or some are provoked inside the venue, for example, an alleged machine fault. Some conflicts could also be with colleagues.

As a professional in your venue, you need to be able to take control of these situations and be able to resolve them in the best possible way.

You will know through reading your Operations Manual and completing Module 4 of your Customer Service training, one good way is to take the HEAT out of the situation. Let's remind ourselves what HEAT stands for.

H is for Hearing

We need to do more than hear. Hearing is a passive activity. We need to listen and we need to demonstrate that we are listening. One way is by using encouraging phrases such as "ah-hah", "I see", "yes". Another is to ask if you can take notes because you take their complaint very seriously. Try not to listen to just the complaint but go deeper and try to find the source of the complaint. Maybe the source of the complaint is linked to something else and the complaint is an expression of frustration.

E is for Empathy

As well as listening actively to the complainant, we need to demonstrate that we understand their grievance. That does not necessarily mean that we accept that they are right, but we do accept that they are upset. Showing compassion and kindness is one very good way of reducing tension. Lower your voice, speak in calm tones and keep speaking even if they do not respond. Use simple language and avoid direct eye contact. Don't give orders but make suggestions.

A is for Acknowledgement

Acknowledging that there is a problem using phrases like "I can understand that you are upset" or "I believe you when you say something is wrong" will help reduce the tension. Do not get into an argument, take the complaint personally, or promise instant fixes. However, do spend the time agreeing that there is a problem and that you will get to the bottom of it.

T is for Taking Action

Whatever the complaint, we need to be seen to be taking action. We also need to communicate that fact to the person making the complaint. If we can show we are listening, showing empathy and acknowledging the person's grievance (without necessarily accepting it) and we communicate the actions we are going to take, then not only can we reduce the tension, but we can also create a stronger bond with the customer as he or she knows that they are being taken seriously. Try to outline your actions in groups of three as three is a number people remember, for example, "first, I intend to do this___, then I will do this___, and thirdly I will do this.... to properly deal with your concern."

Always inform the Line Manager of the complaint and the action taken.



Handling Conflict

Conflict is a natural part of human group interactions. Expect it, understand it and know how to **HANDLE IT!** We looked at H.E.A.T and the skills you need are the same at this working level. It's vitally important you understand our complaints procedure and can give Customers the right information and advice.

Where in your venue are the Complaints Procedure Leaflets?

Answer: _____

The Service with a Smile training covers handling difficult situations. Please ensure you have completed and understood this training fully. If you have done this and would like to revisit it, please contact the L&D Department to have the course reset.

Top tips for dealing with conflict

Accept conflict

Remember that conflict is natural and happens everywhere and for all different reasons. Accepting it makes your life easier!

Adjust your thinking/mindset

This means that you set aside any feelings/reactions you have that the situation is not your fault, or that the other person is wrong or misinformed, or that they are giving you personal/unfair criticism – accept it is how they feel and listen.

Listen

Allow angry customers/employees to talk and express their feelings until they release their frustration and calm down.

Don't react

Never respond to angry comments. Allow the other person to voice their opinion and only interject with helpful redirection when appropriate.

Be neutral

Do not offer your opinion or agree/disagree with the other person. Show empathy through courtesy, professionalism, respect and patience, work to solve their problems effectively. If you cannot resolve it – escalate to a Manager.

Use the correct tone

Don't smile, laugh or mock people who are angry/upset. Convey empathy with a soft tone and listening body language – focus on them as they speak.



HR/People Responsibility, My Game Changers, Food & Beverage Offer and Stock & Deliveries



Merkur Slots Training Plan



HR / People Responsibility

As you step up to a new working level there comes an element of people responsibility. This means setting a good example and working as a mentor or buddy with Team Members. You should be an 'expert' in all elements of the Team Member role and be able to support new starters who are starting their Merkur Slot learning and development journey.

Whilst the Lead Supervisor or Cluster manager will complete most of the people/HR tasks and paperwork, you may need to support them and Team Members may come to you directly.

Use the table below to understand who does which tasks in your venue and make sure you get trained on any you may need to complete;

PEOPLE TASKS	
TASK	HOW
Be up to date and aware of all online training	
Note-taking (disciplinary/interview)	
Holiday Requests	
Rota Planning	
Absence Records	
Return to work interviews	
4,8 & 12 Week Reviews	
Performance Reviews	
Support Team member with L&D	
Role model/Buddy	

Merkur Slots Training Plan



Game Changers

At Merkur slots, our core competencies are called the 'Game Changers' also known as 'the way we do things around here'. They define the standards, behaviours and attitudes we adopt when at work.

So what are competencies?

If you consider someone doing their job, there are 2 elements to this – **WHAT** they do and **HOW** they go about doing it. Everyone is trained on the technical parts of their job, but how they do it is what can make a BIG difference.



Examples of competencies include communication, customer service, managing your time, planning, prioritizing and delegation, etc. They are often referred to as soft skills and are with you always. They go with you to another job or in your personal life when you are dealing with your children or communicating with a shop assistant.

Competencies are often grouped together – they include a title and a general definition and under that, there are several measurable or observable performance statements.

In Praesepe, we call this competency framework our "**Game Changers**." There are 6 of them which apply to all job roles – if we achieve/deliver them to a good standard/level, it impacts our business positively.

When delivered they will impact; people, profit, performance and productivity- a real **Game Changer** for the business as a whole.

Merkur Slots Training Plan



In our business, we have six key areas of competence across all job roles.....These are our 'Game Changers' for everyone in the business;



There are different expectations of a Team member versus a Manager and in its simplest terms, that's what our Game Changers are; the standards and expectations of personal performance at each job level in our business.

Each role is measured against a different level within the Game Changers.

Team Member – Game Changer Level 1

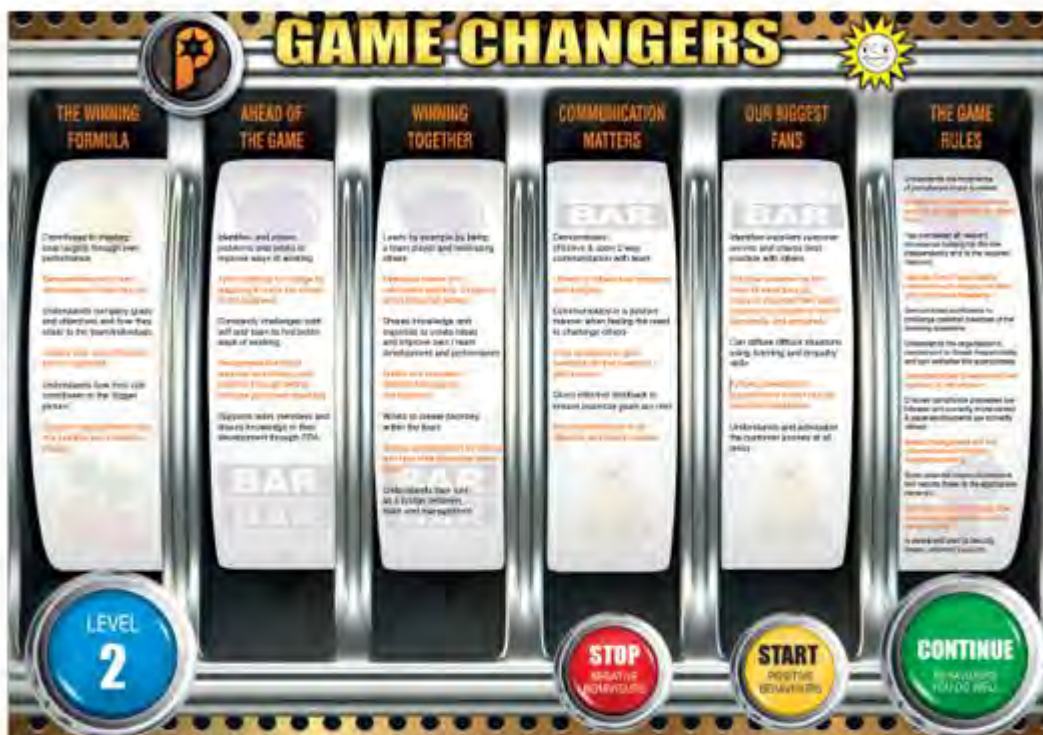
Supervisor – Game Changer Level 2

Lead Supervisor – Game Changer Level 3

Merkur Slots Training Plan



The performance statements listed below give examples of how an individual operating at a level 2, could demonstrate these competencies. The below highlights, what EFFECTIVE performance would look like.



How are Game Changers used?

As a business, we recruit new employees using the 6 Game Changers – we also train against them and measure performance against them during the reviews. They are an integral part of the business and so, everyone must understand what they are and how they are used. Feedback is much more effective if someone is told how they could have approached a task or situation to achieve a better result.

Game Changers make us think about **HOW** we do things and we should all reflect and consider what we do well, what we need to improve on, and what bad habits we may have.

By using the Game Changers as ‘measures’ of how to do things; we know we are doing it the right way. As a business, we have goals, targets, and KPI’s to achieve, but what makes the difference between an OK performance and a great performance is **HOW** we deliver the goals.

**Merkur Slots
Training Plan**



Game Changers – Understanding what do they mean?

Look at the game changer level for your role and your Job description, and give an example of what you need to do to achieve in each game-changer:

GAME CHANGER	Example What do you need to do?
The Winning Formula	
Ahead of the Game	
Winning Together	
Communication Matters	
Our Biggest Fans	
The Game Rules	

Merkur Slots Training Plan



Feedback

Feedback Tips:

Critique the work done, but don't criticise the person e.g. "the colleague left feeling annoyed" NOT "You're so insensitive you always manage to rub people up the wrong way"

Personalise feedback, but don't make it personal:
e.g. "I know you are capable of more, the paperwork had at least 5 mistakes" NOT
"When will you ever learn to get the basics right?"

Give feedback in the right spirit – or not at all:
e.g. "there's some valuable learning you can take in the way you handled that colleague/customer. Reflect on it and let's review it in 30 minutes or so as I'd value your thoughts" NOT (said with sarcasm) "You certainly know how to handle colleagues/Customers Fred!"

REMEMBER:

**Do no harm. Poorly handled feedback is worse than no feedback at all.
Seek feedback from your team and encourage others to do the same.
Build feedback into everything you do – phone calls, meetings, presentations, negotiations etc.
Reinforce the right behaviours – reward them, celebrate them, champion them, let colleagues know when you spot them showing the right behavior.
Remember to think about the IMPACT of their behaviour, only give feedback if it impacts the workplace and performance and NOT just because it niggles YOU!**

I like the fact that you are chatting to customers and making them comfortable and welcome, my concern is that you are spending a long time with the regulars and missing new customers coming in. How can you ensure that your customer service skills get spread across the whole venue?

The underlined section is the impact of what they were doing. This is your area of CONCERN. This is good feedback because we have recognised what they were trying to achieve and acknowledged it, but also pointed out the impact and asked how we can change the behaviour in the future.

Think of an example in your team/venue where feedback would help. See if you can construct some feedback for this person and write it on the next page.

Merkur Slots Training Plan



Stock Ordering/Control

There are two main suppliers for ordering stock;

Office DEPOT

STATIONERY ONLY



All orders must be completed online and this will be in the form of a simple to use web-based ordering service fully supported by each supplier.

These services will be bespoke to Merkur Slots and will only carry authorised items for ordering by the venues. Anything outside of this will need to be authorised by your Area Manager after clearance from the Operations Director.

We have minimised the number of suppliers into venues to ensure that your entire focus is on Customer Service at all times, whilst ensuring that the products chosen are of the highest quality. Also in terms of Health & Safety, you are covered in all aspects by ordering food and drink items from authorised suppliers using the correct forms of transportation and storage throughout production and transit.

Both suppliers have provided guides for ordering online (which you can find in your venue).

Merkur Slots Training Plan



Task

COMPLETE THE NEXT VENUE ORDER WITH BOTH SUPPLIERS.

Make sure you use the supplier guides! Complete the table below and get the order checked by your Training Manager (they should date and sign the column below)

SUPPLIER	WHAT I ORDERED (USE BOTH COLUMNS TO LIST)	DATE OF ORDER	
OFFICE DEPOT			
BRAKES			
CHECKED BY	NAME:	SIGNATURE:	DATE:



Day 9

Gaming Machine Maintenance





Gaming Machines – Maintenance

NV12 with printer roll

NV12 Note acceptor and TITO printer found in the following models:

Timeless Tic Tac Toe

Betcom Luck of the Irish 3 player

Betcom Super Nudge Wink

Only models where note acceptor and Printer are combined into the same model

How to replace the Printer Roll

Place paper roll on to the holder and clip on the top of the NV12. The Thermal side of the paper facing the inside of the printer.



Innovative Technology provides Reverse wound paper, this paper should be fed into the printer as shown below.





Gaming Machines - Maintenance

Clearing/Cleaning the NV12

Do not use solvent-based cleaners such as alcohol, petrol, methylated spirits, white spirit, or PCB cleaner. Using these solvents can cause permanent damage to the unit; only use a mild detergent.

To open the NV9USB, push the clasp on the front of the NV9USB and open.

Ticket and Note jams will try and clear themselves; up to 30 seconds will pass as it tries to return the note/ticket. If this doesn't happen, this jam will need clearing manually.





Gaming Machines - Maintenance

UBA10NoteAcceptor – Astra/ Novomatic Machines



Blue Lever Splits
Acceptor. Clean runway
with Cloth. Pull Silver
lever to remove from
stacker.



Blueprint MD100 Note acceptor

Aurora Head Unit



Unjam/ Clearing procedure

- Same procedure as the NV200 procedures.
- Blue handle on the top will split the top and bottom of the acceptor.
- Push lever on underside front of acceptor to pull from the caddy



Gaming Machines - Maintenance

Triple 7 Note Acceptor

Ardac Filter



Cleaning/Cleaning Instructions:

- Pulling the red handle under the note acceptor removes the head unit from the caddy.
- Push the 2 red lugs on each side of the ardac (at the same time) to split the note acceptor from unjamming / cleaning.

Gaming Machines - Maintenance

Merkur Slots Training Plan

NV200 Note acceptor



NV200 in ProjeuPoker



This lever will separate the note acceptor for access to the note runway.

This lever when pressed will allow the head unit to be pulled from the caddy.

NV200 in TB



Gaming Machines – Maintenance



Preventive Maintenance

RETRIEVING BANKNOTES

To retrieve Cash Box deposited Banknotes perform the following steps:

1. Release the Cash Box from the Frame and pull it forward.
2. Unlock the Cash Box with a User supplied Key.
3. Open the Cash Box Door and retrieve deposited Banknotes as illustrated in Figure 2-5.



Figure 2-5 Retrieving Banknote

CLEARING A BANKNOTE JAM

To retrieve a jammed Banknote jammed inside the Banknote Acceptor Head Part proceed as follows:

1. Open the Acceptor Unit's Upper Guide by pressing in on the two (2) Upper Guide Access Buttons (See Figure 2-6a Blue Arrows) located on each side of the Upper Guide, and lift the Acceptor top up and open and remove the jam.

2. Ensure the jammed Banknote. If the jammed Banknote is not found in the Acceptor Unit, then
3. Open the Transport Unit's Upper Guide by pressing in on the Upper Guide Access Lever (See Figure 2-6b single Blue Arrow) located in the center of the Upper Guide, and lift the Transport Section up and open and remove the jam.



Figure 2-6 Open the Upper Guides

4. If the jammed Banknote is not found in the Upper Section, pull the Cash Box out of the Frame (See Figure 2-7 a). Check the rear side of the Frame and remove the jammed Banknote located there if any (See Figure 2-7 b).
5. A jammed Banknote may also be present on top of the Cash Box, remove it if present at this location (See Figure 2-7 c).

Astra / Novomatic VIP cabinets
JCM Vizion Note / ticket Acceptor

Merkur Slots Training Plan



Gaming Machines - Maintenance

SG Equinox

3 screen B3 Cabinet from Scientific Games

Unique Printer Roll set up to the cabinet

Located in lower part of cabinet

Soon to be installed across the Estate



SNBC Printer — Removing Paper Jam

Turn off the power to the printer.

Ensure that the print head is cool before touching that area.

Pull the printer forward on the runners, using the printer metalwork not the bezel.

To remove a paper jam release the head by pulling the printer bezel forward and drop down.

Press the green lever down and detach the platen roller from the head.

Check for paper Waste debris under the blade cutter and print head areas.

Replace the print head and bezel back into position.

SNBC Printer Replacement

To remove the printer for replacement, disconnect the USB and power connectors to the left of the printer.

Remove the two screws on the left and right hand side of the base and remove the printer,



Merkur Slots Training Plan



Gaming Machines – Maintenance

Equinox Printer Paper replacement

SNBC Printer – Paper Replacement Access

To access the printer for paper replacement, maintenance or paper jam removal release the pen plunger to the right hand side. (3701)

Withdraw the printer forward on the runners using the metalwork and not the printer bezel. (3702)

Remove the paper Roll Baffle.


Remove the empty paper roll insert.

Remove two feet off the end of the new roll and square the end off.

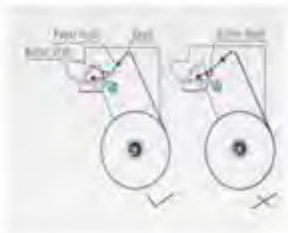
Place the paper roll onto the spindle followed by the baffle.

Feed the paper over the shaft and under the baffle shaft.

Turn the power on and feed the paper and the platen will start to turn and grip the paper. |



Equinox Printer Paper set up



If you have to change the printer roll on the Equinox, the diagram above shows how to release the roll and the correct insertion procedure. Remove the first 2ft of paper off the new role before using.

Merkur Slots Training Plan



Gaming Machines – Maintenance

Equinox Note Acceptor Removal

MEI SC Advance Note Box and Head Removal

1101. Open the top door followed by the bottom door.
1102. Insert the Green key into the note box door lock.
1103. Turn the Green key anti-clockwise.
1104. Withdraw the stacker using the yellow handle.
1105. If a lock is fitted unlock the note box and remove the notes.
1106. Close the note box and lock the note box.

Note Head Removal

1107. To remove the MEI SC Advance Note acceptor push the release bar up and withdraw from the front.
1108. To replace the acceptor, place the mech onto the top of the unit and slide back until the release bar clicks into place.



Merkur Slots Training Plan



Gaming Machines – Fault Reporting

At times machines break down and need to be repaired.

All repairs are logged in MARS for the Service Engineers attention.

To access the Engineers Log on the Home page, go to Service, then Engineers Log.

You will then see a popup window labelled **Raise a Job** (see below). On this screen there are several fields to complete from the drop-down options.

RAISE JOB	EQ	Setting	DATE/TIME LOG	PS
RAISE JOB	EQ	Setting	2019/05/14 11:00	PS
RAISE JOB	EQ	Spine	2019/05/14 11:00	PS

When logging a fault/repair, make sure you have as much information as possible when completing the report, so that the engineer is fully aware of the problem. Details to include in the report are:

- Equipment type – select **machine**
- Fault type – select **Failure** if it is a call on a machine
- Machine – this will give you a list of the sited assets, please select the relevant machine.
- Machine status – If the cabinet is out of order select **Total failure**, if it is working but just not fully (e.g. the cabinet doesn't take tokens) the select **Partial failure**
- Description – is for comments only

Once you have completed the report, **assign the call to your engineer**

- Select **Assignment to**
- Select your own engineer from the drop down list of **Available persons** and click on the arrow button to move their name to the **Selected Persons**
- Click on Save – your engineer will now be able to see this job assigned to him in his **My Tasks** list

The job will now show as **Open** in the Engineers Log

Closing a Job

During your engineer visits he will manage the status of the job and once it is closed it will show as **Done** in your Engineers Log.



MARS Training – Fault Reporting, Key Points & Notes

Key Points:

1) Who is your Service Engineer?

2) What is the Service Level Agreement (SLA) time for an Engineer?

3) If a machine has broken down, what happens to the machine whilst waiting for an Engineer?

Notes:



Knowledge Check Sheet & 4 Week Action Point





Know My Job Role Checklist



Learn about your new role using ***The Know My Job Role Checklist*** on the following pages, ensuring you can explain each point to your Line Manager so that they can sign off that you have the required knowledge levels for your role.

The Checklist is in no particular order, so please don't panic if the information you learn does not follow the checklist, all will be covered within your 12 week induction period.

As you spend time in the venue and with your team, you are going to learn about additional tasks that may not be listed.

You can make note of these in the notes section provided.

**Merkur Slots
Training Plan**



Know My Job Role Checklist

KNOWLEDGE		COMPLETED	SIGNED OFF BY:
Signing in and out of the venue			
Licenses? What they are and where they are displayed?			
Location of the visitor's book and how to use it (Visitors policy). Who is allowed access to the premises?			
Dealing with deliveries			
Answering the telephone in the venue			
Who are the key contacts – Area Manager/Head Office?			
Compliance – know this training inside out!			
ID Checking	The age limit for entering the venue and how to challenge (think 25). Which ID verification is accepted		
Self-Exclusion	Understand and Demonstrate the process		
IHL Tablet	Check for new Self Exclusions Record Self Exclusion breaches Incident Reporting		
Compliance Logs Paper Based	The Compliance folder – what's in it and how and when to use it		
PlayRight App	Understand the process		
Understand how to be vigilant and why this is so important.			
Customer Service Training – e-learning			
Welcoming Customers to the venue:			
Sign in a new customer	Promoting membership benefit to include the text service and membership app		
Promotions	Know and understand current promotions Know and understand current tournaments		
Venue			
Machines	What machines and types are in your venue?		
	Machine operation		
	Refill a machine from the front		
	Basic Machine repairs		
	Machine fault reporting on MARS		

Merkur Slots Training Plan



KNOWLEDGE		COMPLETED	SIGNED OFF BY:
G-Tab Bingo			
	G-Tab Collection and Accounting		
	G-Tab Game Knowledge		
	G-Tab connection to Machine Ratio		
	Explain how to Play the G-tab to Customer		
	G-Tab basic fault fixing		
Payouts	How are these managed?		
TITO Payments	How are these paid?		
Credit Notes	Why are they issued?		
Cleaning:			
Cleaning Rota	Where is this kept?		
External area of the Venue	What is cleaned and when, how often? What products are used to clean?		
Shop Entrance	What is cleaned and when, how often? What products are used to clean?		
Smoking Area	What is cleaned and when, how often? What products are used to clean?		
Bathrooms	What is cleaned and when, how often? What products are used to clean?		
Machines	What is cleaned and when, how often? What products are used to clean?		
Brass	What is cleaned and when, how often? What products are used to clean?		
Emptying Bins	How often are they emptied, where are they Emptied and how often are they collected?		
Cleaning Products COSHH/Data Sheets	Manage/Monitor stock levels Where are these stored? Where are the products stored and who has access to these?		
HR Processes:			
Personal Details	How to enter these onto InformPeople		
E-Learning	How to access the E-Learning, where courses appear, and what courses to complete and when?		
Knowledge Base	What is knowledge base, what can be found here?		

Merkur Slots Training Plan



Knowledge		COMPLETED	SIGNED OFF BY:
Shopworks:			
Rota's	Where do you find them?		
	How do you build?		
Leave Requests	Where to find and how to complete		
Contacts:	Know who is who in MK for:		
	Repairs		
	Air Conditioning		
	Payroll		
	Rubbish Collection order bags		
ATM:	Fill		
	End of day		
Property Issues:	Basic Security checks – check cameras, toilets		
	Switches/trips etc.		
	CCTV – know how to get a certain day and time		
Machine Empty:	Security		
	Recording		
	Balancing		
	Entering on to MARS		
Collection:	Attend and complete a mid-week collection		
	Attend and complete a full-week collection		
	Complete collection on MARS		
	Check for any exceptions and complete re-audit		
Float Checks:	Frequency		
	Information to include		
	What to check if there's an error		
	Responsibility for shortages		

**Merkur Slots
Training Plan**



Game Changer – Goals; Next 4 Weeks

Think about some goals you can set yourself in your new role against your game-changers shown on page 87. Think about ways of working and things you can do to be the best in your role:

GAME CHANGER	GOAL	HOW I CAN ACHIEVE THIS
The Winning Formula		
Ahead of the Game		
Winning Together		
Communication Matters		
Our Biggest Fans		
The Game Rules		

Merkur Slots Training Plan



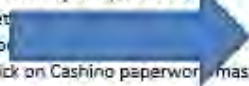
Helpful Reference Guides and Contacts



There are many processes that you will learn about through this workbook and whilst most are covered within your training, you may need to refer back to processes in the first few weeks of your new role in your own Merkur Slots Venue. Please see below where you will find these useful guides and manuals to help you in your role.

cash bank (on your main venue PC/laptop desktop)

1. Double click on Cash Bank
2. This will open up venue server details
3. Open up the Cash Bank folder
4. Click on Cashino paperwork master copies



This is where you will find the master copies of all the mc forms

The Following Manuals will also appear there:

- G-Tab and Bingo Manuals
- Cash & Banking
- MARS Manual
- Fire Register & Risk Assessment

NB: If Cash bank does not appear on your desktop, please log a call with IT, and they will add this to your desktop.

Merkur Slots Training Plan

Inform People - Knowledge Base



1. Log into inform people
2. Double click on Knowledge Base
3. Double click on Search
4. Type in box 'containing' title of manual
5. Double click Run search

You can use knowledge Base to search for;

- IHL Tablet user guides
- Playright user guides

The following manuals will be delivered to your venue:

- Merkur Slots Operational Manual
- Compliance Manual

Merkur Slots Training Plan



Useful contact emails (Spaces to add additional)

Email	Department
marketing@praesepeplc.com	Marketing and promotional queries
HR@praesepeplc.com	HR-related queries/and or advice
LearningandDevelopment@praesepeplc.com	Training and development queries
ITsupport@praesepeplc.com	Technical issues non-gaming machine related
Cashier@praesepeplc.com	To order your bank books and cash bags and for any float or cash related queries (check who the supplier for your venue is)
IncomeProtection@praesepeplc.com	MARs passwords and any MARS problems
Payroll@praesepeplc.com	Shopworks password and any Payroll related queries



Please see below a list of acronyms and definitions used in the UK Gaming Industry. Some of these are questions on the Compliance Audit for both MERKUR Slots and MERKUR Bingo Clubs and will be asked when we visit your venue.

The Gambling Commission & Local Authority Compliance Officers may also ask these questions when they visit your venue. Please ensure your knowledge is up to date with our Compliance & Social Responsibility policies and procedures.

It is a condition of our Licence Conditions & Codes of Practice to be “Socially Responsible”.

COMPLIANCE		
ACRONYM/ABBREVIATION	MEANING	COMPLIANCE & SOCIAL RESPONSIBILITY DEFINITION
ADR	ALTERNATIVE DISPUTE RESOLUTION	If we are unable to resolve a customer complaint internally within our organisation, we would use the services of a “Alternative Dispute Resolution” provider. (See details below regarding our ADR provider IBAS).
AML	ANTI MONEY LAUNDERING	As a company we have to have procedures and policies in place to prevent anti money laundering and terrorist financing within our business. A new electronic AML button is now available on the IHL Tablet for reporting incidents of £50 or more of stained

		notes/dyed notes/foreign coins.
AML OFFICER	ANTI MONEY LAUNDERING OFFICER	<p>Our Licence conditions and codes of practice state that we have an appointed Anti Money Laundering Officer.</p> <p>The appointed officer is: AMANDA KIERNAN Email: amandakiernan@praesepeplc.com</p>
BCAP	BROADCAST COMMITTEE OF ADVERTISING PRACTICE	<p>As a company we have to comply with the advertising codes of practice issued by the Broadcast Committee of Advertising Practice. The code applies to the way in which we advertise gambling facilities and services. We are not allowed to use images of a child or young person and no-one who is, or appears to be under the age of 25 years of age. This includes being compliant with broadcasting information electronic TV screens which are installed in some Cashino venues and Beacon Clubs.</p>

<p>CAP</p>	<p>COMMITTEE OF ADVERTISING PRACTICE</p>	<p>As a company we have to comply with the advertising codes of practice issued by the Committee of Advertising Practice. The code applies to the way in which we advertise gambling facilities and services. We are not allowed to use images of a child or young person and no-one who is, or appears to be under the age of 25 years of age.</p>
<p>IBAS</p>	<p>INDEPENDENT BETTING ADJUDICATION SERVICES</p>	<p>IBAS are the external company who provide “<u>Alternative Dispute Resolution</u>” (ADR) services, whereby we are unable to resolve a customer complaint. Details are available on the Complaints & Disputes Policy leaflet available in your Compliance folder/staff area. Address details: Independent Betting Adjudication Services, P.O. Box 62639, London, EC3P 3AS</p>

<p>LCCP</p>	<p>LICENCE CONDITIONS & CODES OF PRACTICE</p>	<p>All UK licensees have to abide by the rules and regulations of the Licence Conditions & Codes of Practice. The document is issued by the Gambling Commission who regulate the UK Gaming industry. New regulations have to be sanctioned by Central Government and the “Department of Culture Media & Sport” (DCMS) and agreed with the Gambling Commission.</p>
<p>MOSES</p>	<p>MULTI OPERATOR SELF EXCLUSION SCHEME</p>	<p>Multi Operator Self Exclusion Scheme came into effect on 6th April 2016. UK gaming operators have to use the scheme to allow customers to self-exclude from gaming premises. The scheme is sector specific i.e. AGC, Bingo, Licensed Betting Office and Casinos.</p>
<p>POCA</p>	<p>PROCEEDS OF CRIME ACT (2002)</p>	<p>Proceeds of Crime Act 2002 allows the authorities to enforce the law and prosecute criminals whereby criminal activity such as money laundering is taking place in gaming establishments. The authorities have the power to prosecute criminals which could lead to heavy fines and imprisonment!</p>

TITO	TICKET IN TICKET OUT	TITO technology allows a player to insert cash into a machine to commence play. They then have the option to collect the credited amount, which is printed via a ticket. The ticket can be inserted into another machine with TITO, or redeemed for cash at a cash redemption machine or cash counter.
-------------	---	--

OTHER USEFUL ACRONYMS

ACRONYM/ABBREVIATION	MEANING	DEFINITION
ABB	ASSOCIATION OF BRITISH BOOKMAKERS	The Association of British Bookmakers (ABB) is the leading trade association representing bookmakers in Great Britain. They work closely with the Gambling Commission and Central Government on Social Responsibility and Codes of Practise.
AGC	ADULT GAMING CENTRE	Adult Gaming Centre is prohibited to strictly Over 18's only. Offering a range of gaming machines, such as Category D, C and B3 £500 jackpot machines. High Street venues operating on a Bingo licence provide gaming machines and proprietary electronic bingo equipment.

<p>AWP</p>	<p>AMUSEMENT WITH PRIZE</p>	<p>Amusement with Prize is a fruit machine which requires player interaction and pays out a percentage. There are a variety of category types i.e. category B3, category C/D with different jackpots and price of play. They are regulated by the Gambling Act 2005. (Further details are available in the Machines Standards document available at your venue).</p>
<p>BA</p>	<p>BINGO ASSOCIATION</p>	<p>The Bingo Association represents Bingo Clubs in the UK. They were formed in 1998. They work closely with UK Operators and Bingo Club owners, the Gambling Commission, Central Government and organisations who deal with the research/treatment of problem gambling to keep them informed of industry changes and regulations. They offer advice and support for Social Responsibility & Code of Practise, Compliance, Machine Standards and problem gambling.</p>

<p>BACTA</p>	<p>British Amusement Catering Trade Association</p>	<p>BACTA are the trade association in the UK. They represent Adult Gaming Centres (AGC's), Family Entertainment Centres (FEC's) and Machine Suppliers. They were formed in 1974. They work closely with the Gambling Commission, Central Government and organisations who deal with the research/treatment of problem gambling to keep them informed of industry changes and regulations. They offer advice and support for Social Responsibility & Code of Practise, Compliance, Machine Standards and problem gambling.</p>
<p>EBT</p>	<p>ELECTRONIC BINGO TERMINAL</p>	<p>Customers are able to play Bingo Variant Games and Cat D and Cat C type games. These machines will be operated in Bingo Licensed venues.</p>
<p>FEC</p>	<p>FAMILY ENTERTAINME NT CENTRE</p>	<p>A Family Entertainment Centre allows children under the age of 18 to enter. An FEC would offer ancillary machines, such as video games, cranes, pushers, air hockey, Prize SWP and category D machines . FEC's are very popular in the UK coastal areas and some may be found inland too.</p>

<p>FOBT</p>	<p>FIXED ODDS BETTING TERMINAL</p>	<p>These machines are operated in Licensed Betting Offices/Shops. They are classed as a category B2/B3 machine. They have a maximum prize of £500. Touch screen roulette, casino style games and virtual racing are available to play. They are regulated by the Gambling Act 2005.</p>
<p>LBO</p>	<p>LICENSED BETTING OFFICE</p>	<p>Licensed Betting Offices/shops can be found on our High Street and local areas in the UK. There are currently 9,000 LBO's in the UK. They are regulated by the Gambling Act 2005.</p>
<p>MARS</p>	<p>MACHINES ADMINISTRATI ON REPORTING SYSTEM</p>	<p>MARS is our new machine reporting system. MARS has a whole host of benefits and offers real time machine data/income, improved cash handling to name a few. A suite of reports are available for performance and machine management.</p>
<p>VBT</p>	<p>VIDEO BINGO TERMINAL</p>	<p>Video Bingo Terminal offer bingo type games and is a video bingo product. These machines will be operated in Bingo Licensed venues. They are regulated by the Gambling Act 2005.</p>



MERKUR SLOTS



No Smoking



Over 18s Only



No Alcohol



CCTV



INFORMATION



CODE OF PRACTICE

Persons under the age of 18 years are prohibited from entering the premises.

The management reserves the right to refuse admission. No company cameras or hidden cameras are permitted on the premises. Dogs are prohibited for safety reasons only - restricted to one dog per machine. Alcohol is not allowed on the premises (except guide dogs). An alcoholic beverage or take-away food cannot be consumed on the premises. The management reserves the right to refuse admission without prior notice or due to circumstances beyond their control. Please note, clothing items must be adhered to, so please ensure that all clothing is pinned off as refunds are not permitted. An attendant must be called to refresh bank payments. Failure to do so can result in delay or refusal of payment. Managers' decision is final. Please check your change before leaving the Cash Drop as refunds cannot be recalled later.

In the interests of security, all cash payments are recorded. All Prize Draws conducted on these premises are free to enter. No purchase is necessary to participate. The acceptance of a free draw prize does not obligate you to participate in any other company activities.

All Prize Draws conducted on these premises are free to enter. No purchase is necessary to participate. The acceptance of a free draw prize does not obligate you to participate in any other company activities. Managers will conduct business in a manner which complies with all relevant Gambling Commission codes of practice. Complaints and Disputes Policy. Managers at the first location.

An attendant will conduct the customer complaint or dispute will result in the Duty Manager consulting an official form relating the issue to the Area Manager for action within 7 days. The form will also be lodged at our Head Office. Make an official complaint in writing to: The Duty Manager, Casino Gaming, Midland House, 14 Market Place, Norwich, Norfolk NR5 9FR. A formal response will follow. Please ask a member of staff for a copy of our Complaints and Disputes Policy.

BINGO RULES

1. Prior to the commencement of each game, the following information will be announced:
 - (a) Which game is in play, (b) the time of the game, (c) the number of the game, (d) the number of the game, (e) the number of the game, (f) the number of the game, (g) the number of the game, (h) the number of the game, (i) the number of the game, (j) the number of the game, (k) the number of the game, (l) the number of the game, (m) the number of the game, (n) the number of the game, (o) the number of the game, (p) the number of the game, (q) the number of the game, (r) the number of the game, (s) the number of the game, (t) the number of the game, (u) the number of the game, (v) the number of the game, (w) the number of the game, (x) the number of the game, (y) the number of the game, (z) the number of the game.
2. When play begins each number will be indicated at various times by means of the Random Number Generator. Members must mark their cards/bowls in such a way that the numbers are sufficiently legible to be seen by the staff.
3. Random Number Generator numbers are announced by the Caller and that illuminated on the indicator board, the actual number produced by the Random Number Generator.
4. The point at which the next number is demanded to have been called will be the moment the Caller has commenced the number in any column. Once a number has been so started it will be completed and that number will become the last number called. The winning card/bowl must contain the last number called.
5. No further claims will be accepted for a line, or two lines for other combinations once the next number has been called. No further claims will be accepted after the next number has been called and the Random Number Generator set for the next game.
6. If the number of a card/bowl is called, no member of staff will be allowed to accept this responsibility on behalf of a Member.

7. If the bookkeepers are being used then these must be intact upon checking a claim.
8. When a claim is being checked the following items will be announced/displayed:
 - (a) the colour and type of card, (b) the last number called, (c) the number of the card, (d) the number of the card, (e) the number of the card, (f) the number of the card, (g) the number of the card, (h) the number of the card, (i) the number of the card, (j) the number of the card, (k) the number of the card, (l) the number of the card, (m) the number of the card, (n) the number of the card, (o) the number of the card, (p) the number of the card, (q) the number of the card, (r) the number of the card, (s) the number of the card, (t) the number of the card, (u) the number of the card, (v) the number of the card, (w) the number of the card, (x) the number of the card, (y) the number of the card, (z) the number of the card.
9. That decision. The reason why the claim has not been allowed will be announced.
10. In the case of a special game for a prize (not cash) provided by the Promoter, the Caller will announce before the game the proceeds to be shared in the event of more than one winner sharing the prize. In the event of more than one winner in a cash game, all prizes will be equally shared between the winners.
11. The Venue Manager's decision will be final to all matters.

SOCIAL MEDIA

The group will often take photographs of the group and/or individual members. However, we understand that our members may not wish to be included in any advertising or marketing in any advertising or marketing.

GAMBLING ACT 2005

1. Preventing gambling from being associated with crime or disorder or being used to support crime - we ensure our premises are not used for any such activity and have systems in place such as cash handling to minimise the risk of crime.
2. Ensuring that gambling is conducted in a fair and open way. Gambling machines comply with the relevant technical standards and software and are subject to regular testing and the results of testing are made available to our customers.
3. Protecting children and other vulnerable persons from being harmed or exploited by gambling - policies prevent under age gambling and we contribute to the Responsibility in Gambling Trust for the treatment of problem gambling.

STAYING IN CONTROL

The Golden Rules

- Playing machines is buying fun NOT investing money
- Only play with money you can AFFORD to lose
- Set LIMITS on how much you will spend
- Playing within your means can be FUN and exciting
- Spending outside your means can create PROBLEMS for yourself and others

A simple, yet powerful, message to help you stay in control of your gambling. It's the Golden Rules. Gamble Responsibly. Gamble Responsibly. Gamble Responsibly.

GamCare: 0800 8020 133

GamCare.org.uk

GamCare

FOOD HYGIENE RATING AWAITING INSPECTION

FOOD ALLERGENS AND INTOLERANCES. If you require further information regarding food served on these premises please speak to a member of staff who will advise you accordingly.

NO ALCOHOL. It is against the law to consume alcohol on these premises.

STRICTLY OVER 18s ONLY

18+

NO SMOKING. It is against the law to smoke on these premises.



CUSTOMER CARE

Please either call 0800 808 5335 or email casinocustomers@praesepepc.com

BeGambleAware.org

18+



STAYING IN CONTROL

The Golden Rules of playing Fruit Machines

- **Playing machines is buying fun, NOT investing money**
- **Only play with money you can AFFORD to lose**
- **Set LIMITS on how much you will spend**
- **Playing within your means can be FUN and exciting**
- **Spending outside your means can create PROBLEMS for yourself and others**

A leaflet with more guidance is available here. If you feel you are in difficulty with your gambling or know someone who is and would like help, call the free GamCare helpline.

GamCare:
0808 8020 133

GAMCARE is the national centre for information, advice and practical help regarding the social impact of gambling. Their helpline is run by trained staff, who can offer counselling, information and advice to problem gamblers, family members and to friends of gamblers.



G GamCare.org.uk
f t @GamCare

Funded by

GambleAware

GamCare. A Charitable Company Registered in England No.3297914
Charity No. 1060005



BeGambleAware.org

Merkur Slots

Working Together

WORKING TOGETHER



Accredited by the Global Gambling Guidance Group

THE MERKUR FAMILY



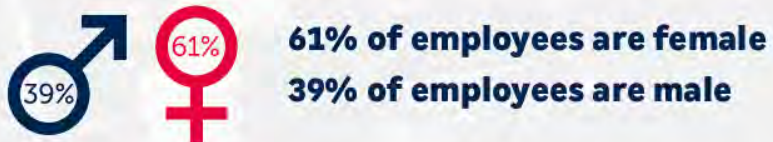
PART OF THE GAUSELMANN GROUP

A Strong Partner For More Than 60 Years



Merkur Casino UK, formerly Praesepe, is a subsidiary of the family run Gauselmann Group who are based in Espelkamp (Germany). Over the last 60 years the group has grown to operate more than 700 venues across Europe under the Merkur Brand. Millions of enthusiastic guests at home and abroad know our logo. The laughing MERKUR Sun is a guarantor for the best entertainment.

Merkur Casino UK employs over 1,600 people (61% Female) over 3 Bingo Clubs, over 180 High Street gaming centres and 3 Family Entertainment Centres under two main brands.



Merkur Slots is the main UK brand. All Merkur Casino and Casino Gaming venues will be rebranded into this new name over time. Our venues represent the very best in terms of exciting 'slot gaming' entertainment through delivering to our customers the latest in venue product and atmosphere. These venues are known for their highly trained teams and first class face to face service.



Merkur Bingo clubs, formerly Beacon Bingo, are very important to our customers in their local communities. Our teams strive to deliver not just great service but a Bingo experience which focusses on ambience, safety and fun in a modern environment. The flagship venue at Cricklewood, in North London, is the largest in Europe.

HIGH STREET BINGO

What is it?

Bingo is one of the UK's favourite pastimes and Praesepe is one of the UK's largest operators of licensed bingo and arcade premises. Our High Street Bingo Venues:



Offer more local, convenient locations to play Bingo rather than travelling to larger clubs.

Our teams remain with the customers on the venue floor rather than behind a counter.



Our customers can attend and play bingo at any time with the numbers auto-called.



The market on the high street has evolved with venues now providing Electronic Bingo Tablets.

Our Bingo terminals offer B3, Cat C and Cat D products with an average stake of between 30-40p stake.



Bingo is available for play from 9am until midnight.



Bingo Terminals





RESPONSIBILITY IS THE FOUNDATION OF OUR BUSINESS

Think 25 Messaging



Players in Venue



We Are Not A Problem

Being a responsible operator is high priority across the Gauselmann group and in the UK, Merkur Casino is always looking at ways to adhere to the three licensing objectives as technology and customer behaviour changes.

GAMBLING COMMISSION

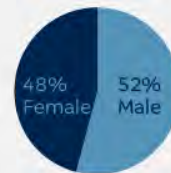
Merkur Casino is regulated by the Gambling Commission and Licensing Authorities



We do not sell or serve alcohol in our venues. We provide complimentary refreshments, teas and coffees, to customers. Our staff will not allow anyone into the premises who appears to be intoxicated.



We are immensely proud of the fact that we have never had a licence revoked or even reviewed. Incidents are extremely rare. We simply do not generate noise and anti-social behaviour.



Our venues operate a Think 25 policy whereby any persons who look under 25 have to produce a form of photo ID.



Our venues appeal to all ages with our membership gender database split of 52% Male / 48% Female



Our venues have 3 external age tests per year with a compliance rate of over 94% for the last 3 years, compared to other leisure and gambling sectors that sit around 80%.

SOCIAL RESPONSIBILITY MEASURES IN PLACE



In Venue

Operationally we have a number of measures in place to protect our customers. Throughout the business Merkur Casino also has a number of socially responsible gambling tools, and management and training initiatives that include:



All staff complete on-boarding and six-monthly refresher training on "The Essentials of Compliance and Social Responsibility" and "Safeguarding Children and Vulnerable People".



Dedicated Learning & Development Team and National training centres.

IHL SMART tablet in every venue for the recording of customer interactions, self-exclusions, incidents and alerts.



All data is centrally reviewed and evaluated by an independent Audit/Compliance team.



Six monthly compliance audits to help identify training needs in venue.

Local Area Risk Assessments are updated annually to identify any changes in the local area.



PlayRight app installed in all venues that is a self-help tool for customers to manage their gambling.

Compliance



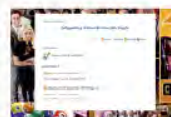
Training Centre



PlayRight App



Online Training





SOCIAL RESPONSIBILITY MEASURES IN PLACE

Machine Messaging



Customer Interaction Training



All Levels

We provide an annual assurance statement to the Gambling Commission. This officially details the Board's commitment to the company values, purpose and culture and the accountability placed on delivery of the licensing objectives.



The statement contains information on how we operate effective governance, regulatory risk management, compliance controls, social responsibility and safer gambling initiatives.



It is also an opportunity to set out any initiatives relating to significant changes being introduced to improve control systems, risk-management, governance and safer gambling. Our recent commitments include: Socially Responsible Machine Messaging; Customer Set Your Limits; SMART Alert application to report criminal activity; opening our Second National Training Centre; Think 25 messaging and Customer Interaction Training.



Merkur Casino UK received the international certificate of accreditation from the Global Gambling Guidance Group (G4). Our Merkur 360 programme showcases how we are continually improving our social responsibility commitments throughout all levels of the business.

Merkur Casino UK also engages with the Bingo Association, Bacta and Gambling Business Group bodies.



- Senior Manager representation Divisional meetings.
- Operations Director is the Chair for division 3 representing Adult Gaming Centres.
- Member of the National Council.
- Head of Compliance is Vice Chair of the Social Responsibility Committee.



- Operations Director and Head of Compliance are Directors.
- Head of Compliance is a member of the Social Responsibility Committee.

BENEFITS TO THE HIGH STREET



Benefits for your High Street include:



Over 90% of new Merkur Slots venues occupy former vacant units.



Investment from £100,000 to £250,000 in long-standing vacant venues.



Linked trips with other shops helping to support other businesses.



Local jobs for between 6 and 12 people depending on the hours of operation.



Increased footfall to the High Street.



We provide an important natural surveillance on the high street, particularly late into the evenings.

COMMUNITY & CHARITY

Merkur Initiative

Supporting Local Charities and Good Causes



Amongst other charities, some of your donations have helped:



Merkur Casino UK has raised in excess of
£1.2 million for good causes since 2005

Please contact us

For press enquiries:
email martha@sourcemc.co.uk
phone +44 (0) 7796 614137

Merkur Casino UK
Seebeck House
1A Seebeck Place
Knowlhill
Milton Keynes
MK5 8FR

phone 01908 351200
email info@merkur-casino.com



Extract of Licence Conditions and Codes of Practice (LCCP) for Bingo

Version effective from 31 October 2020

1.1.1 - Qualified persons – qualifying position

Applies to:

All operating licences, except ancillary remote licences, issued to small-scale operators

1. In this condition the terms ‘small-scale operator’, ‘qualifying position’ and ‘qualified person’ have the meanings respectively ascribed to them by the Gambling Act 2005 (Definition of Small-scale Operator) Regulations 2006.
2. Schedule X¹ lists those individuals notified to the Commission as qualified persons.
3. If, whilst the licensee remains a small-scale operator, an individual begins or ceases to occupy a qualifying position in relation to the licensee, the licensee must within 28 days apply to the Commission under section 104(1)(b) of the Act for amendment of the details of the licence set out in Schedule X¹.
4. An application for amendment under section 104(1)(b) of the Act may be made in advance of an individual beginning or ceasing to occupy a qualifying position provided it specifies the date from which the change to which it relates is to be effective.
5. In this condition ‘qualified person’ has the same meaning as in the Gambling Act 2005(Definition of Small-scale Operator) Regulations 2006.

¹ The schedules mentioned here will be attached to individual licences.

1.2.1 - Specified management offices – personal management licences

Applies to:

All casino, bingo, general and pool betting, betting intermediary, gaming machine general, gaming machine technical, gambling software and lottery managers licences, except ancillary remote licences

1. Subject to 6 and 7 below, licensees must ensure:
 - a. that each individual who occupies one of the management offices specified in 2 below in respect of the licensee or in connection with the licensed activities holds a personal licence authorising the performance of the functions of that office (hereafter ‘a personal management licence’); and
 - b. that at least one person occupies at least one of those offices
2. The specified management offices are those offices (whether or not held by a director in the case of a licensee which is a company, a partner in the case of a licensee which is a partnership or an officer of the association in the case of a licensee which is an unincorporated association) the occupier of which is by virtue of the terms of their appointment responsible for:
 - a. the overall management and direction of the licensee’s business or affairs
 - b. the licensee’s finance function as head of that function
 - c. the licensee’s gambling regulatory compliance function as head of that function
 - d. the licensee’s marketing function as head of that function
 - e. the licensee’s information technology function as head of that function in so far as it relates to gambling-related information technology and software
 - f. oversight of the day to day management of the licensed activities at an identified number of premises licensed under Part 8 of the Act or across an identified geographical area
 - g. in the case of casino and bingo licences only, oversight of the day to day management of a single set of premises licensed under Part 8 of the Act.
3. The person responsible for the licensee’s gambling regulatory compliance function as head of that function shall not, except with the Commission’s express approval, occupy any other specified management office.
4. Licensees must take all reasonable steps to ensure that anything done in the performance of the functions of a specified management office is done in accordance with the terms and conditions of the holder’s personal management licence.
5. Where an individual is authorised by a personal licence and that licence comes under review under section 116(2) of the Act, the operating licensee must comply with any conditions subsequently imposed on that licence by the Commission about redeployment, supervision, or monitoring of the individual’s work and any requirements of the Commission in respect of such matters applicable during the period of the review.
6. Paragraphs 1 to 5 above shall not apply to a licensee for so long as the licensee is a ‘small-scale operator’ as defined in the Gambling Act 2005 (Definition of Small-scale Operator) Regulations 2006 (‘the Regulations’).
7. During the period of 3 years commencing with the date on which a licensee ceases to be a small-scale operator paragraphs 1 to 6 above shall apply subject to the proviso that the phrase ‘each individual’ in paragraph 1a shall not include any individual who was a ‘qualified person’ (as defined in the Regulations) in relation to the licensee 28 days immediately prior to the licensee ceasing to be a small-scale operator.

2.1.1 - Access to (and provision of data from) key equipment

Applies to:

All remote casino, bingo and betting licences other than ancillary licences and remote betting intermediary (trading room only) licences

1. Licensees must, on request, permit an enforcement officer to inspect any of their remote gambling equipment and/or provide to the Commission copies of data held on such equipment in such format and manner as the Commission may request.

2.2.1 - Gambling software

Applies to:

All remote casino, bingo and betting licences other than ancillary licences and remote betting intermediary (trading room only) licences

1 All gambling software¹ used by the licensee must have been manufactured by the holder of a gambling software operating licence. All such gambling software must also be supplied to the licensee by a holder of a gambling software operating licence. Such software must only be installed or adapted by the holder of such a licence.

¹ As defined in section 41(2)&(3) of the Act

2.3.1 - Technical standards

Applies to:

All non-remote gaming machine technical and gambling software licences and remote operating licences, including remote gaming machine technical, remote gambling software and betting ancillary remote licences, but not remote betting intermediary (trading rooms only) licences

1. Licensees must comply with the Commission's technical standards and with requirements set by the Commission relating to the timing and procedures for testing.

2.3.2 - Bingo equipment specifications

Applies to:

Non-remote bingo operating licences and bingo ancillary remote licences

1. Licensees must comply with the Commission's specification for bingo equipment.

3.1.2 - Other networks

Applies to:

All remote casino, bingo, and betting licences (except ancillary remote and host licences)

1. Subject to 2 below, all licensees who provide facilities for gambling, other than peer to peer gaming, in circumstances in which they do not contract directly with all of the participants using those facilities ('network operators') must have, put into effect and monitor the effectiveness of policies and procedures designed to ensure that:
 - a. every participant using the facilities in Great Britain ('a domestic customer') is doing so pursuant to a contract entered into between that player and the network operator, or that player and another holder of a Gambling Commission remote operating licence of the same kind as that held by the network operator ('a relevant licence');
 - b. the arrangements between the network operator and any holder of a relevant licence through which domestic customers access their facilities, and with gambling operators not licensed by the Gambling Commission through which customers use their facilities outside Great Britain, provide in clear terms which operator is to be responsible for the handling of which categories of customer complaint and dispute; in particular such arrangements must provide how a dispute involving customers from more than one jurisdiction is to be handled;
 - c. the network operator's arrangements for the sharing of information both with any holder of a relevant licence and with gambling operators not licensed by the Gambling Commission through which participants use the facilities outside Great Britain are such as to enable all parties to discharge effectively their respective regulatory obligations, in particular in relation to:
 - i. prevention of money laundering; combating the financing of terrorism; and where applicable, the Proceeds of Crime Act,
 - ii. investigation of suspected cheating,
 - iii. combating of problem gambling, and
 - iv. investigation of customer complaints.
2. Paragraph 1 above does not apply to the provision to the holder of a non-remote bingo operating licence (H) of facilities for the playing of games of bingo organised by H in premises in respect of which a bingo premises licence has effect (eg the National Bingo Game).

3.1.3 - Hosting

Applies to:

All casino (game host), bingo (game host), general betting (host) (real events) and general betting (host) (virtual events) licences

1. Subject to 2 below, all licensees who provide facilities for gambling in circumstances in which they do not contract directly with any of the participants using those facilities ('hosts') must ensure that:
 - a. every participant using the facilities in Great Britain ('a domestic customer') is doing so pursuant to a contract entered into between that player and the holder of a Gambling Commission remote casino, bingo, general betting (real events) or general betting (virtual events) operating licence ('a relevant licence');
 - b. the arrangements between the host and any holder of a relevant licence through which domestic customers access their facilities, and with gambling operators not licensed by the Gambling Commission through which customers use their facilities outside Great Britain, provide in clear terms which operator is to be responsible for the handling of which categories of customer complaint and dispute; in particular such arrangements must provide how a dispute involving customers from more than one jurisdiction is to be handled;
 - c. the host's arrangements for the sharing of information both with any holder of a relevant licence and with gambling operators not licensed by the Gambling Commission through which participants use the facilities outside Great Britain are such as to enable all parties to discharge effectively their respective regulatory obligations, in particular in relation to:
 - i. prevention of money laundering; combating the financing of terrorism; and where applicable, the Proceeds of Crime Act,
 - ii. investigation of suspected cheating,
 - iii. combating of problem gambling, and
 - iv. investigation of customer complaints.
2. Paragraph 1 above does not apply to the provision to the holder of a non-remote bingo operating licence (H) of facilities for the playing of games of bingo organised by H in premises in respect of which a bingo premises licence has effect (eg the National Bingo Game).

4.1.1 - Segregation of funds

Applies to:

All remote operating licences, except gaming machine technical, gambling software, host, ancillary remote bingo and ancillary remote casino licences

1. Licensees who hold customer funds must ensure that these are held in a separate client bank account or accounts.
2. In this condition 'customer funds' means the aggregate value of funds held to the credit of customers including, without limitation:
 - a. cleared funds deposited with the licensee by customers to provide stakes in, or to meet participation fees in respect of, future gambling,
 - b. winnings or prizes which the customer has chosen to leave on deposit with the licensee or for which the licensee has yet to account to the customer, and
 - c. any crystallised but as yet unpaid loyalty or other bonuses, in each case irrespective of whether the licensee is a party to the gambling contract.

4.2.1 - Disclosure to customers

Applies to:

All operating licences, except gaming machine technical, gambling software, host, ancillary, remote bingo, and ancillary remote casino licences

1. Licensees who hold customer funds must set out clearly in the terms and conditions under which they provide facilities for gambling information about whether customer funds are protected in the event of insolvency, the level of such protection and the method by which this is achieved.
2. Such information must be according to such rating system and in such form the Commission may from time to time specify. It must be provided in writing to each customer, in a manner which requires the customer to acknowledge receipt of the information and does not permit the customer to utilise the funds for gambling until they have done so, both on the first occasion on which the customer deposits funds and on the occasion of any subsequent deposit which is the first since a change in the licensee's terms in relation to protection of such funds.
3. In this condition 'customer funds' means the aggregate value of funds held to the credit of customers including, without limitation:
 - a. cleared funds deposited with the licensee by customers to provide stakes in, or to meet participation fees in respect of, future gambling;
 - b. winnings or prizes which the customer has chosen to leave on deposit with the licensee or for which the licensee has yet to account to the customer; and
 - c. any crystallised but as yet unpaid loyalty or other bonuses, in each case irrespective of whether the licensee is a party to the gambling contract.

5.1.1 - Cash and cash equivalents

Applies to:

All operating licences except gaming machine technical, gambling software and host licences

1. Licensees, as part of their internal controls and financial accounting systems, must implement appropriate policies and procedures concerning the usage of cash and cash equivalents (eg bankers drafts, cheques and debit cards and digital currencies) by customers, designed to minimise the risk of crimes such as money laundering, to avoid the giving of illicit credit to customers and to provide assurance that gambling activities are being conducted in a manner which promotes the licensing objectives.
2. Licensees must ensure that such policies and procedures are implemented effectively, kept under review, and revised appropriately to ensure that they remain effective, and take into account any applicable learning or guidelines published by the Gambling Commission from time to time.

6.1.2 - Use of credit cards

Applies to:

All non-remote general betting, pool betting and betting intermediary licences, and all remote licences (including ancillary remote betting and ancillary remote lottery licences) except gaming machine technical, gambling software and host licences

1. Licensees must not accept payment for gambling by credit card. This includes payments to the licensee made by credit card through a money service business.

7.1.1 - Fair and transparent terms and practices

Applies to:

All operating licences except gaming machine technical and gambling software licences

1. Licensees must ensure that the terms on which gambling is offered, and any consumer notices relating to gambling activity, are not unfair within the meaning of the Consumer Rights Act 2015. Licensees must comply with those terms.
2. The contractual terms on which gambling is offered and any consumer notices relating to gambling activity must be transparent within the meaning of the Consumer Rights Act 2015. The contractual terms on which gambling is offered must be made available to customers in an easily accessible way.
3. Licensees must ensure that changes to customer contract terms comply with the fairness and transparency requirements under the Consumer Rights Act 2015. Customers must be notified of material changes to terms before they come into effect.
4. Licensees must ensure that they do not commit any unfair commercial practices within the meaning of the Consumer Protection from Unfair Trading Regulations 2008, at any stage of their interactions with consumers.

8.1.1 - Display of licensed status

Applies to:

All remote casino, bingo and betting licences other than ancillary, host, remote betting intermediary (trading room only), remote general betting (limited) and remote general betting (standard) (remote platform) licences

1. Licensees providing facilities for remote gambling must display on every screen from which customers are able to access gambling facilities provided in reliance on this licence:
 - a. a statement that they are licensed and regulated by the Gambling Commission;
 - b. their account number; and
 - c. a link (which will be supplied by the Commission) to their current licensed status as recorded on the Commission's website.
2. Such statement, account number and link must be in the format, provided by the means, and contain the information from time to time specified by the Commission in its technical standards applicable to the kind of facilities for gambling provided in accordance with this licence or otherwise notified to licensees for the purposes of this condition.
3. Licensees may also display on screens accessible from Great Britain information about licences or other permissions they hold from regulators in, or by virtue of the laws of, jurisdictions outside Great Britain provided it is made plain on those screens that the licensee provides facilities for gambling to persons in Great Britain in reliance on their Gambling Commission licence(s).

9.1.2 - Prohibited bingo prize games

Applies to:

All non-remote bingo operating licences

1. Licensees must not offer or permit to be played prize gaming games that appear on any list of games prohibited by the Commission.

12.1.1 - Anti-money laundering - Prevention of money laundering and terrorist financing

Applies to:

All operating licences except gaming machine technical and gambling software licences

1. Licensees must conduct an assessment of the risks of their business being used for money laundering and terrorist financing. Such risk assessment must be appropriate and must be reviewed as necessary in the light of any changes of circumstances, including the introduction of new products or technology, new methods of payment by customers, changes in the customer demographic or any other material changes, and in any event reviewed at least annually.
2. Following completion of and having regard to the risk assessment, and any review of the assessment, licensees must ensure they have appropriate policies, procedures and controls to prevent money laundering and terrorist financing.
3. Licensees must ensure that such policies, procedures and controls are implemented effectively, kept under review, revised appropriately to ensure that they remain effective, and take into account any applicable learning or guidelines published by the Gambling Commission from time to time.

14.1.1 - Access to premises

Applies to:

All operating licences

1. Licensees must have and put into effect policies and procedures (including staff training programmes) designed to ensure that their staff co-operate with the Commission's enforcement officers in the proper performance of their compliance functions and are made aware of those officers' rights of entry to premises contained in Part 15 of the Act.

15.1.1 - Reporting suspicion of offences etc – non-betting licences

Applies to:

All operating licences except betting, betting intermediary, ancillary remote betting, betting host and remote betting intermediary (trading rooms only) licences

1. Licensees must as soon as reasonably practicable, in such a form or manner as the Commission may from time to time specify, provide the Commission with any information that they know relates to or suspect may relate to the commission of an offence under the Act, including an offence resulting from a breach of a licence condition or a code provision having the effect of a licence condition.¹

Read additional guidance on the information requirements contained within this section.

¹ These matters are to be reported to us online via our 'eServices' digital service on our website

15.1.3 - Reporting of systematic or organised money lending

Applies to:

All non-remote casino, non-remote bingo, general betting, adult gaming centre, family entertainment centre and remote betting intermediary (trading rooms only) licences

1. Licensees must as soon as reasonably practicable, in such form or manner as the Commission may from time to time specify, provide the Commission with any information relating to cases where they encounter systematic, organised or substantial money lending between customers on their premises, in accordance with the ordinary code provisions on money lending between customers.¹

Read additional guidance on the information requirements contained within this section.

¹ These matters are to be reported to us online via our 'eServices' digital service on our website

15.2.1 - Reporting key events

Applies to:

All operating licences

A key event is an event that could have a significant impact on the nature or structure of a licensee's business. Licensees must notify the Commission, in such form or manner as the Commission may from time to time specify, of the occurrence of any of the following key events as soon as reasonably practicable and in any event within five working days of the licensee becoming aware of the event's occurrence¹.

Operator status

1. Any of the following applying to a licensee, any person holding a key position for a licensee, a group company or a shareholder or member (holding 3% or more of the issued share capital of the licensee or its holding company):
 - presenting of a petition for winding up
 - making of a winding up order
 - entering into administration or receivership
 - bankruptcy (applying to individuals only)
 - sequestration (applicable in Scotland), or
 - an individual voluntary arrangement.

Relevant persons and positions

2. In the case of licensees who are companies or other bodies corporate having a share capital, the name and address of any person who (whether or not already a shareholder or member) becomes a shareholder or member holding 3% or more of the issued share capital of the licensee or its holding company.
3. The taking of any loan by the licensee, or by a group company who then makes an equivalent loan to the licensee, from any person not authorised by the Financial Conduct Authority: a copy of the loan agreement must be supplied.
4. The appointment of a person to, or a person ceasing to occupy, a 'key position' (including leaving one position to take up another). A 'key position' in relation to a licensee is:
 - a. in the case of a small-scale operator, a 'qualifying position' as defined in the Gambling Act 2005 (Definition of Small-scale Operator) Regulations 2006
 - b. in the case of an operator which is not a small-scale operator, a 'specified management office' as set out in (current) LCCP licence condition 1.2
 - c. a position where the holder of which has overall responsibility for the licensee's anti-money laundering and/or terrorist financing compliance, and/or for the reporting of known or suspected money laundering or terrorist financing activity.
 - d. any other position for the time being designated by the Commission as a 'key position'. (Notification is required whether or not the person concerned is required to hold a personal management licence and whether or not the event notified requires the licensee to apply for a variation to amend a detail of their licence.)

Financial events

5. Any material change in the licensee's banking arrangements, in particular the termination of such arrangements or a particular facility and whether by the licensee or the provider of the arrangements.
6. Any breach of a covenant given to a bank or other lender.
7. Any default by the licensee or, where the licensee is a body corporate, by a group company in making repayment of the whole or any part of a loan on its due date.
8. Any change in the licensee's arrangements as to the methods by which, and/or the payment processors through which, the licensee accepts payment from customers using their gambling facilities (this key event applies to remote casino, bingo and betting operating licences, except ancillary and remote betting intermediary (trading room only) licences).

Legal or regulatory proceedings or reports

9. The grant, withdrawal or refusal of any application for a licence or other permission made by the licensee, or in the case of a licensee which is a body corporate, any group company of theirs, to a gambling regulator in another jurisdiction. In the case of a withdrawal or refusal of the application, the licensee must also notify the reasons for such withdrawal or refusal. (This condition does not apply to applications for licences or other permissions to carry on activities which would fall outside the scope of a Gambling Commission operating licence if carried out in Britain or with customers in Great Britain.)
10. Any investigation by a professional, statutory, regulatory or government body (in whatever jurisdiction) into the licensee's activities, or the activities of a person in a 'key position', where such an investigation could result in the imposition of a sanction or penalty which could reasonably be expected to raise doubts about the licensee's continued suitability to hold a Gambling Commission licence.
11. Any criminal investigation by a law enforcement agency in any jurisdiction in which the licensee, or a person in a 'key position' related to the licensee, is involved and where the Commission might have cause to question whether the licensee's measures to keep crime out of gambling had failed.
12. The referral to the licensee's Board, or persons performing the function of an audit or risk committee, of material concerns raised by a third party (such as an auditor, or a professional, statutory or other regulatory or government body (in whatever jurisdiction)) about the provision of facilities for gambling: a summary of the nature of the concerns must be provided.
13. The imposition by the licensee of a disciplinary sanction, including dismissal, against the holder of a personal licence or a person occupying a qualifying position for gross misconduct; or the resignation of a personal licence holder or person occupying a qualifying position following commencement of disciplinary proceedings in respect of gross misconduct against that person.
14. The commencement (in whatever jurisdiction) of any material litigation against the licensee or, where the licensee is a body corporate, a group company: the licensee must also notify the outcome of such litigation.
15. The making of a disclosure pursuant to section 330, 331, 332 or 338 of the Proceeds of Crime Act 2002 or section 19, 20, 21, 21ZA, 21ZB or 21A of the Terrorism Act 2000 (a suspicious activity report): the licensee should inform the Commission of the unique reference number issued by the United Kingdom Financial Intelligence Unit of the National Crime Agency in

respect of each disclosure and for the purposes of this key event the five working day period referred to above runs from the licensee's receipt of the unique reference number. The licensee should also indicate whether the customer relationship has been discontinued at the time of the submission.

Gambling facilities

16. Any security breach to the licensee's environment that adversely affects the confidentiality of customer data; or prevents the licensee's customers, staff, or legitimate users from accessing their accounts for longer than 12 hours.
17. Where a gaming system fault has resulted in under or overpayments to a player (this includes instances where a fault causes an incorrect prize/win value to be displayed).
18. In the case of remote gambling, the commencement or cessation of trading on website domains (including mobile sites or mobile device applications) or broadcast media through which the licensee provides gambling facilities (including domains covered by 'white label' arrangements). In this condition: 'body corporate' has the meaning ascribed to that term by section 1173 of the Companies Act 2006 or any statutory modification or re-enactment thereof
 - a. in respect of a company, 'holding company' and 'subsidiary' have the meaning ascribed to that term by section 1159 of the Companies Act 2006 or any statutory modification or re-enactment thereof
 - b. a 'group company' is any subsidiary or holding company of the licensee and any subsidiary of such holding company.

Read additional guidance on the information requirements contained within this section.

¹Key events are to be reported to us online via the 'eServices' digital service on our website.

15.2.2 - Other reportable events

Applies to:

All operating licences

1. Licensees must also notify the Commission in such form or manner as the Commission may from time to time specify, as soon as reasonably practicable of the occurrence of any of the following events¹:
 - a. any material change in the licensee's arrangements for the protection of customer funds in accordance with licence condition 4 (protection of customer funds) (where applicable)
 - b. any change in the identity of the ADR entity or entities for the handling of customer disputes, as required by the social responsibility code provision on complaints and disputes.
 - c. their becoming aware that a group company which is not a Commission licensee is advertising remote gambling facilities to those residing in a jurisdiction in or to which it has not previously advertised, or their becoming aware of a sustained or meaningful generation of 3% or 10% of group Gross Gambling Yield being exceeded by the group in that jurisdiction.
 - d. any actual or potential breaches by the licensee of the requirements imposed by or under Parts 7 or 8 of the Proceeds of Crime Act 2002, or Part III of the Terrorism Act 2000, or any UK law by which those statutes are amended or superseded.

In this condition:

- a. 'group company' has the same meaning as in condition 15.2.1; and
- b. without prejudice to section 327 of the Gambling Act 2005, 'advertising' includes: having a home page directed towards a jurisdiction and written in, or in one of, that jurisdiction's official language(s), having arrangements enabling that jurisdiction's currency to be selected for gambling or the use of payment methods available only in that jurisdiction, and providing a specific customer service facility referable to that jurisdiction.

Read additional guidance on the information requirements contained within this section.

¹ Other reportable events are to be reported to us online via the 'eServices' digital service on our website.

15.3.1 - General and regulatory returns

Applies to:

All operating licences

1. On request, licensees must provide the Commission with such information as the Commission may require, in such a form or manner as the Commission may from time-to-time specify, about the use made of facilities provided in accordance with this licence and the manner in which gambling authorised by this licence and the licensee's business in relation to that gambling are carried on.
2. In particular within 28 days of the end of each quarterly period or, for those only submitting annual returns, within 42 days of the end of each annual period, licensees must submit an accurate Regulatory Return to the Commission containing such information as the Commission may from time to time specify.¹

Read additional guidance on the information requirements contained within this section.

¹ Regulatory returns are to be submitted to us online via the 'eServices' digital service on our website.

16.1.1 - Responsible placement of digital adverts

Applies to:

All licences

1 Licences must:

- a. Ensure that they do not place digital advertisements on websites providing unauthorised access to copyrighted content;
- b. take all reasonable steps to ensure that third parties with whom they contract for the provision of any aspect of their business related to the licensed activities do not place digital advertisements on websites providing unauthorised access to copyrighted content; and
- c. ensure that the terms upon which they contract with such third parties enable them, subject to compliance with any dispute resolution provisions, to terminate the third party's contract promptly if, in the Licensee's reasonable opinion, the third party has been responsible for placing digital advertisements for the licensed activities on such websites.

17.1.1 - Customer identity verification

Applies to:

All remote licences (including ancillary remote betting licences in respect of bets made or accepted by telephone or email), except any lottery licence the holder of which only provides facilities for participation in low frequency¹ or subscription lotteries, gaming machine technical, gambling software, host, ancillary remote casino, and ancillary remote bingo.

1. Licensees must obtain and verify information in order to establish the identity of a customer before that customer is permitted to gamble. Information must include, but is not restricted to, the customer's name, address and date of birth.
2. A request made by a customer to withdraw funds from their account must not result in a requirement for additional information to be supplied as a condition of withdrawal if the licensee could have reasonably requested that information earlier. This requirement does not prevent a licensee from seeking information on the customer which they must obtain at that time due to any other legal obligation.
3. Before permitting a customer to deposit funds, licensees should inform customers what types of identity documents or other information the licensee may need the customer to provide, the circumstances in which such information might be required, and the form and manner in which such information should be provided.
4. Licensees must take reasonable steps to ensure that the information they hold on a customer's identity remains accurate.

¹ A 'low frequency lottery' is one of a series of separate lotteries promoted on behalf of the same non-commercial society or local authority, or as part of the same multiple society lottery scheme, in respect of which there is a period of at least two days between each lottery draw.

Ordinary code

These do not have the status of operator licence conditions but set out good practice. Operators may adopt alternative approaches to those set out in ordinary code provisions if they have actively taken account of the ordinary code provision and can demonstrate that an alternative approach is reasonable in the operator's particular circumstances; or that to take an alternative approach would be acting in a similarly effective manner.

Ordinary codes of practice are admissible in evidence in criminal or civil proceedings and must be taken into account in any case in which the court or tribunal think them relevant, and by the Commission in the exercise of its functions; any departure from ordinary code provisions by an operator may be taken into account by the Commission on a licence review, but cannot lead to imposition of a financial penalty.

Social responsibility code

Compliance with these is a condition of licences; therefore any breach of them by an operator may lead the Commission to review the operator's licence with a view to suspension, revocation or the imposition of a financial penalty and would also expose the operator to the risk of prosecution.

1.1.1 - Cooperation with the Commission

Ordinary code

Applies to:

All licences

1. As made plain in its Statement of principles for licensing and regulation, the Commission expects licensees to conduct their gambling operations in a way that does not put the licensing objectives at risk, to work with the Commission in an open and cooperative way and to disclose anything which the Commission would reasonably need to be aware of in exercising its regulatory functions. This includes, in particular, anything that is likely to have a material impact on the licensee's business or on the licensee's ability to conduct licensed activities compliantly. Licensees should have this principle in mind in their approach to, and when considering their compliance with, their obligations under the conditions attached to their licence and in relation to the following provisions of this code.

1.1.2 - Responsibility for third parties – all licences

Social responsibility code

Applies to:

All licences

1. Licensees are responsible for the actions of third parties with whom they contract for the provision of any aspect of the licensee's business related to the licensed activities.
2. Licensees must ensure that the terms on which they contract with such third parties:
 - a. require the third party to conduct themselves in so far as they carry out activities on behalf of the licensee as if they were bound by the same licence conditions and subject to the same codes of practice as the licensee
 - b. oblige the third party to provide such information to the licensee as they may reasonably require in order to enable the licensee to comply with their information reporting and other obligations to the Commission
 - c. enable the licensee, subject to compliance with any dispute resolution provisions of such contract, to terminate the third party's contract promptly if, in the licensee's reasonable opinion, the third party is in breach of contract (including in particular terms included pursuant to this code provision) or has otherwise acted in a manner which is inconsistent with the licensing objectives, including for affiliates where they have breached a relevant advertising code of practice.

1.1.3 - Responsibility for third parties – remote

Social responsibility code

Applies to:

All remote licences

1. Remote licensees must ensure in particular:
 - a. that third parties who provide user interfaces enabling customers to access their remote gambling facilities:
 - i. include a term that any such user interface complies with the Commission's technical standards for remote gambling systems; and
 - ii. enable them, subject to compliance with any dispute resolution provisions of such contract, to terminate the third party's contract promptly if, in the licensee's reasonable opinion, the third party is in breach of that term.

2.1.2 - Anti-money laundering – other than casino

Ordinary code

Applies to:

All licences except casino licences

1. As part of their procedures for compliance with the requirements in respect to the prevention and detection of money laundering in the Proceeds of Crime Act 2002 and the Terrorism Act 2000, licensees should take into account the Commission's advice on the Proceeds of Crime Act 2002, *Duties and responsibilities under the Proceeds of Crime Act 2002 – Advice for operators (excluding casino operators). *

3.1.1 - Combating problem gambling

Social responsibility code

Applies to:

All licences

1. Licensees must have and put into effect policies and procedures intended to promote socially responsible gambling including the specific policies and procedures required by the provisions of section 3 of this code.
2. Licensees must make an annual financial contribution to one or more organisation(s) which are approved by the Gambling Commission, and which between them deliver or support research into the prevention and treatment of gambling-related harms, harm prevention approaches and treatment for those harmed by gambling.

3.2.5 - Bingo and FEC SR code

Social responsibility code

Applies to:

All non-remote bingo and family entertainment centre licences

1. Licensees must have and put into effect policies and procedures designed to prevent underage gambling, and monitor the effectiveness of these.
2. This must include procedures for:
 - a. checking the age of apparently underage customers
 - b. refusing entry to any adult-only areas to anyone unable to produce an acceptable form of identification
 - c. taking action when there are unlawful attempts to enter the adult-only areas.
3. Licensees must ensure that their policies and procedures take account of the structure and layout of their gambling premises.
4. Licensees must not permit children or young people to gamble in the adults-only areas of premises to which they have access. If there is a 'no under-18s' premises policy, licensees must pay particular attention to the procedures they use at the entrance to the premises to check customers' ages.
5. Licensees must take all reasonable steps to ensure that all staff understand their responsibilities for preventing underage gambling. This must include appropriate training which must cover:
 - a. all relevant prohibitions against inviting children or young persons to gamble on age-restricted products or to enter age-restricted areas;
 - b. the legal requirements on returning stakes and not paying prizes to underage customers; and
 - c. procedures for challenging any adult who may be complicit in allowing a child or young person to gamble.
6. Licensees must only accept identification which:
 - a. contains a photograph from which the individual can be identified
 - b. states the individual's date of birth
 - c. is valid
 - d. is legible and has no visible signs of tampering or reproduction.
7. Licensees in fee category C or higher must conduct test purchasing or take part in collective test purchasing programmes, as a means of providing reasonable assurance that they have effective policies and procedures to prevent underage gambling, and must provide their test purchase results to the Commission, in such a form or manner as the Commission may from time to time specify.

Read additional guidance on the information requirements contained within this section.

3.2.6 - Bingo and FEC ordinary code

Ordinary code

Applies to:

All non-remote bingo and family entertainment centre licences

1. The Commission considers acceptable forms of identification to include: any identification carrying the PASS logo (for example Citizencard or Validate); a military identification card; a driving licence (including a provisional licence) with photocard; or a passport.
2. Licensees should require a person who appears to relevant staff to be under the age of 21 to be asked to produce proof of age, either at the point of entry to the gambling area or as soon as it comes to the attention of staff that they wish to access gambling facilities.
3. Licensees should have procedures for dealing with cases where an adult knowingly or recklessly allows a child or young person to gamble. These procedures might include refusing to allow the adult to continue to gamble, removing them from the premises, and reporting the incident to the police or local authorities, or taking action where forged identification is produced.
4. Procedures should be put into effect for dealing with cases where a child or young person repeatedly attempts to gamble on their premises, including oral warnings, reporting the offence to the Gambling Commission¹ and the police, and making available information on problem gambling to the child or young person concerned.
5. Where it is likely that customers' young or otherwise vulnerable children will be left unattended on or adjacent to their premises, licensees should consider reminding customers of their parental responsibilities and assess whether there is a need to develop procedures for minimising the risk to such children.
6. Licensees in fee categories A or B should consider how they monitor the effectiveness of their policies and procedures for preventing underage gambling (for example by taking part in a collective test purchasing programme) and should be able to explain to the Commission or licensing authority what approach they have adopted.
7. In providing training to staff on their responsibilities for preventing underage gambling, licensees should have, as a minimum, policies for induction training and refresher training.

Read additional guidance on the information requirements contained within this section.

¹ These matters are to be reported to us online via our 'eServices' digital service on our website.

3.2.11 - Remote SR code

Social responsibility code

Applies to:

All remote licences (including ancillary remote betting licences in respect of bets made or accepted by telephone or email), except lottery licences, gaming machine technical, gambling software, host, ancillary remote casino, and ancillary remote bingo licences

1. Licensees must have and put into effect policies and procedures designed to prevent underage gambling and monitor the effectiveness of these.
2. Such procedures must include:
 - a. Verifying the age of a customer before the customer is able to:
 - i. deposit any funds into their account;
 - ii. access any free-to-play versions of gambling games that the licensee may make available; or
 - iii. gamble with the licensee using either their own money or any free bet or bonus.
 - b. warning potential customers that underage gambling is an offence;
 - c. regularly reviewing their age verification systems and implementing all reasonable improvements that may be made as technology advances and as information improves;
 - d. ensuring that relevant staff are properly trained in the use of their age verification procedures; in particular customer services staff must be appropriately trained in the use of secondary forms of identification when initial verification procedures fail to prove that an individual is of legal age; and
 - e. enabling their gambling websites to permit filtering software to be used by adults (such as parents or within schools) in order to restrict access to relevant pages of those sites.

3.2.12 - Remote ordinary code

Ordinary code

Applies to:

All remote licences (including ancillary remote betting licences), except gaming machine technical, gambling software, host, ancillary remote bingo, ancillary remote casino and remote betting intermediary (trading rooms only) licences

1. Licensees should, and should request their contracted partners to, draw attention to parental responsibility as part of the purchasing process of facilities such as mobile phones and interactive television.

3.3.1 - Responsible gambling information

Social responsibility code

Applies to:

All licences, except gaming machine technical, gambling software, host, ancillary remote bingo, ancillary remote casino and remote betting (remote platform) licences

1. Licensees must make information readily available to their customers on how to gamble responsibly and how to access information about, and help in respect of, problem gambling.
2. The information must cover:
 - a. any measures provided by the licensee to help individuals monitor or control their gambling, such as restricting the duration of a gambling session or the amount of money they can spend
 - b. timers or other forms of reminders or 'reality checks' where available
 - c. self-exclusion options
 - d. information about the availability of further help or advice.
3. The information must be directed to all customers whether or not licensees also make available material which is directed specifically at customers who may be 'problem gamblers'.
4. For gambling premises, information must be available in all areas where gambling facilities are provided and adjacent to ATMs. Information must be displayed prominently using methods appropriate to the size and layout of the premises. These methods may include the use of posters, the provision of information on gambling products, or the use of screens or other facilities in the gambling premises. Information must also be available in a form that may be taken away and may also be made available through the use of links to be accessed online or using smart technology. Licensees must take all reasonable steps to ensure that this information is also readily accessible in locations which enable the customer to obtain it discreetly.

3.3.2 - Foreign languages

Ordinary code

Applies to:

All licences, except gaming machine technical, gambling software, host, ancillary remote bingo and ancillary remote casino licences

1. Licensees who market their services in one or more foreign languages should make available in that, or those, foreign languages:
 - a. the information on how to gamble responsibly and access to help referred to above
 - b. the players' guides to any game, bet or lottery required to be made available to customers under provisions in this code
 - c. the summary of the contractual terms on which gambling is offered, which is required to be provided to customers as a condition of the licensee's operating licence.

3.3.4 - Remote time-out facility

Social responsibility code

Applies to:

All remote licences except: any remote lottery licence the holder of which does not provide facilities for participation in instant win lotteries, ancillary remote betting licences, remote betting (remote platform), gaming machine technical, gambling software, host, ancillary remote bingo, ancillary remote casino and remote betting intermediary (trading room only) licences

- 1 Licensees must offer a 'time out' facility for customers for the following durations:
 - a. 24 hours
 - b. one week
 - c. one month or
 - d. such other period as the customer may reasonably request, up to a maximum of 6 weeks.

3.4.1 - Customer interaction

Social responsibility code

Applies to:

All licences, except non-remote lottery, gaming machine technical, gambling software and host licences

1. Licensees must interact with customers in a way which minimises the risk of customers experiencing harms associated with gambling. This must include:
 - a. identifying customers who may be at risk of or experiencing harms associated with gambling.
 - b. interacting with customers who may be at risk of or experiencing harms associated with gambling.
 - c. understanding the impact of the interaction on the customer, and the effectiveness of the Licensee's actions and approach.
2. Licensees must take into account the Commission's guidance on customer interaction.

3.5.1 - Non-remote and trading rooms SR code

Social responsibility code

Applies to:

All non-remote licences (except lottery, gaming machine technical and gambling software licences) and remote betting intermediary (trading rooms only) licences

1. Licensees must have and put into effect procedures for self-exclusion and take all reasonable steps to refuse service or to otherwise prevent an individual who has entered a self-exclusion agreement from participating in gambling.
2. Licensees must, as soon as practicable, take all reasonable steps to prevent any marketing material being sent to a self-excluded customer.
3. Licensees must take steps to remove the name and details of a self-excluded individual from any marketing databases used by the company or group (or otherwise flag that person as an individual to whom marketing material must not be sent), within two days of receiving the completed self-exclusion notification.
4. This covers any marketing material relating to gambling, or other activities that take place on the premises where gambling may take place. However, it would not extend to blanket marketing which is targeted at a particular geographical area and where the excluded individual would not knowingly be included.
5. Licensees must close any customer accounts of an individual who has entered a self-exclusion agreement and return any funds held in the customer account. It is not sufficient merely to prevent an individual from withdrawing funds from their customer account whilst still accepting wagers from them. Where the giving of credit is permitted, the licensee may retain details of the amount owed to them by the individual, although the account must not be active.
6. Licensees must put into effect procedures designed to ensure that an individual who has self-excluded cannot gain access to gambling. These procedures must include:
 - a. a register of those excluded with appropriate records (name, address, other details, and any membership or account details that may be held by the operator);
 - b. photo identification (except where the Licensee can reasonably satisfy themselves that in the circumstances in which they provide facilities for gambling an alternative means of identification is at least as effective) and a signature;
 - c. staff training to ensure that staff are able to administer effectively the systems; and
 - d. the removal of those persons found in the gambling area or attempting to gamble from the premises.
7. Licensees must ensure that their procedures for preventing access to gambling by self-excluded individuals take account of the structure and layout of the gambling premises.
8. Licensees must, when administering the self-exclusion agreement, signpost the individual to counselling and support services.

3.5.2 - Self-exclusion – non-remote ordinary code

Ordinary code

Applies to:

All non-remote licences and remote betting intermediary (trading rooms only) licences, but not gaming machine technical and gambling software licences

1. Self-exclusion procedures should require individuals to take positive action in order to self-exclude. This can be a signature on a self-exclusion form.
2. Individuals should be able to self-exclude without having to enter gambling premises.
3. Before an individual self-excludes, licensees should provide or make available sufficient information about what the consequences of self-exclusion are.
4. Licensees should take all reasonable steps to extend the self-exclusion to premises of the same type owned by the operator in the customer's local area. In setting the bounds of that area licensees may take into account the customer's address (if known to them), anything else known to them about the distance the customer ordinarily travels to gamble and any specific request the customer may make.
5. Licensees should encourage the customer to consider extending their self-exclusion to other licensees' gambling premises in the customer's local area.
6. Customers should be given the opportunity to discuss self-exclusion in private, where possible.
7. Licensees should take steps to ensure that:
 - a. the minimum self-exclusion period offered is of a duration of not less than 6 nor more than 12 months
 - b. any self-exclusion may, on request, be extended for one or more further periods of at least 6 months each
 - c. a customer who has decided to enter a self-exclusion agreement is given the opportunity to do so immediately without any cooling-off period. However, if the customer wishes to consider the self-exclusion further (for example to discuss with problem gambling groups), the customer may return at a later date to enter into self-exclusion
 - d. at the end of the period chosen by the customer, the self-exclusion remains in place for a further 6 months, unless the customer takes positive action in order to gamble again
 - e. where a customer chooses not to renew the self-exclusion, and makes a positive request to begin gambling again during the 6 month period following the end of their initial self-exclusion, the customer is given one day to cool off before being allowed access to gambling facilities. The contact must be made via telephone or in person
 - f. notwithstanding the expiry of the period of self-exclusion chosen by a customer, no marketing material should be sent to them unless and until they have asked for or agreed to accept such material.

8. The licensee should retain the records relating to a self-exclusion agreement at least for the length of the self-exclusion agreement plus a further 6 months.
9. Please note that the Commission does not require the licensee to carry out any particular assessment or make any judgement as to whether the previously self-excluded individual should again be permitted access to gambling. The requirement to take positive action in person or over the phone is purely to a) check that the customer has considered the decision to access gambling again and allow them to consider the implications; and b) implement the one day cooling-off period and explain why this has been put in place.
10. Licensees should have, and put into effect, policies and procedures which recognise, seek to guard against and otherwise address, the fact that some individuals who have self-excluded might attempt to breach their exclusion without entering a gambling premises, for example, by getting another to gamble on their behalf.
11. Licensees should have effective systems in place to inform all venue staff of self-excluded individuals who have recently attempted to breach a self-exclusion in that venue, and the licensees neighbouring venues.
12. In providing training to staff on their responsibilities for self-exclusion, licensees should have, as a minimum, policies for induction training and refresher training.

3.5.3 - Self-exclusion – remote SR code

Social responsibility code

Applies to:

All remote licences except: gaming machine technical, gambling software, host, ancillary remote bingo, ancillary remote casino, betting intermediary (trading room only) and remote betting (standard) (remote platform) licences. Paragraph 8 does not apply to ancillary remote betting licences, remote general betting (limited), or any remote lottery licence the holder of which does not provide facilities for participation in instant win lotteries

1. Licensees must have and put into effect procedures for self-exclusion and take all reasonable steps to refuse service or to otherwise prevent an individual who has entered a self-exclusion agreement from participating in gambling.
2. Licensees must, as soon as practicable, take all reasonable steps to prevent any marketing material being sent to a self-excluded customer.
3. Licensees must take steps to remove the name and details of a self-excluded individual from any marketing databases used by the company or group (or otherwise flag that person as an individual to whom marketing material must not be sent), within two days of receiving the completed self-exclusion notification.
4. This covers any marketing material relating to gambling. However, it would not extend to blanket marketing which is targeted at a particular geographical area and where the excluded individual would not knowingly be included.
5. Licensees must close any customer accounts of an individual who has entered a self-exclusion agreement and return any funds held in the customer account. It is not sufficient merely to prevent an individual from withdrawing funds from their customer account whilst still accepting wagers from them. Where the giving of credit is permitted, the licensee may retain details of the amount owed to them by the individual, although the account must not be active.
6. Licensees must put into effect procedures designed to ensure that an individual who has self-excluded cannot gain access to gambling. These procedures must include:
 - a. a register of those excluded with appropriate records (name, address, other details, and any membership or account details that may be held by the operator);
 - b. a record of the card numbers to be excluded;
 - c. staff training to ensure that staff are able to administer effectively the systems; and
 - d. the removal of access from those persons found to have gambled or who have attempted to gamble on the facilities.
7. Licensees must when administering the self-exclusion signpost the individual to counselling and support services.
8. Customers must be given the opportunity to self-exclude by contacting customer services and in addition by entering an automated process using remote communication. In order to avoid

inadvertent self-exclusion it is acceptable for an automated process to include an additional step that requires the customer to confirm that they wish to self-exclude. The licensee must ensure that all staff who are involved in direct customer service are aware of the self-exclusion system in place, and are able to direct that individual to an immediate point of contact with whom/which to complete that process.

3.5.4 - Remote ordinary code

Ordinary code

Applies to:

All remote licences (including ancillary remote betting licences), except gaming machine technical, gambling software, host, ancillary remote bingo, ancillary remote casino, remote betting intermediary (trading rooms only) and remote betting (standard) (remote platform) licences

1. Self-exclusion procedures should require individuals to take positive action in order to self-exclude:
 - a. over the internet; this can be a box that must be ticked in order to indicate that they understand the system
 - b. by telephone; this can be a direct question asking whether they understand the system.
2. Before an individual self-excludes, licensees should provide or make available sufficient information about what the consequences of self-exclusion are.
3. Licensees should encourage the customer to consider extending their self-exclusion to other remote gambling operators currently used by the customer.
4. Within the licensee's information about self-exclusion policies, the licensee should provide a statement to explain that software is available to prevent an individual computer from accessing gambling internet sites. The licensee should provide a link to a site where further information is available.
5. Licensees should take all reasonable steps to ensure that:
 - a. the minimum self-exclusion period offered is of a duration of not less than 6 nor more than 12 months;
 - b. any self-exclusion may, on request, be extended for one or more further periods of at least 6 months;
 - c. the self-exclusion arrangements give customers the option of selecting a self-exclusion period of up to at least five years;
 - d. a customer who has decided to enter a self-exclusion agreement is given the opportunity to do so immediately without any cooling-off period. However, if the customer wishes to consider the self-exclusion further (for example to discuss with problem gambling groups) the customer may return at a later date to enter into self-exclusion;
 - e. at the end of the period chosen by the customer, self-exclusion remains in place, for a minimum of 7 years, unless the customer takes positive action to gamble again;
 - f. where a customer chooses not to renew, and makes a positive request to begin gambling again, during the 7 year period following the end of their initial self-exclusion, the customer is given one day to cool off before being allowed to access gambling facilities. Contact must be made via phone or in person; re-registering online is not sufficient; and
 - g. notwithstanding the expiry of the period of self-exclusion chosen by a customer, no marketing material should be sent to them unless and until they have asked for or agreed to accept such material.

6. The licensee should retain the records relating to a self-exclusion agreement for as long as is needed to enable the self-exclusion procedures set out in paragraph 5 above to be implemented.
7. Please note that the Commission does not require the licensee to carry out any particular assessment or make any judgement as to whether the previously self-excluded individual should again be permitted access to gambling. The requirement to take positive action in person or over the phone is purely to a) check that the customer has considered the decision to access gambling again and allow them to consider the implications; and b) implement the one day cooling-off period and explain why this has been put in place.
8. In providing training to staff on their responsibilities for self-exclusion, licensees should have, as a minimum, policies for induction training and refresher training.

3.5.5 - Remote multi-operator SR code

Social responsibility code

Applies to:

All remote licences except: any remote lottery licence the holder of which does not provide facilities for participation in instant win lotteries, ancillary remote betting, remote general betting (remote platform), remote betting intermediary (trading room only), remote general betting (limited), gaming machine technical, gambling software, host, ancillary remote bingo, and ancillary remote casino licences

1. Licensees must participate in the national multi-operator self-exclusion scheme.

3.5.6 - Multi-operator non-remote SR code

Social responsibility code

Applies to:

All non-remote casino, bingo and betting licences (except in respect of the provision of facilities for betting in reliance on a track premises licence) and holders of gaming machine general operating licences for adult gaming centres

1. Licensees must offer customers with whom they enter into a self-exclusion agreement in respect of facilities for any kind of gambling offered by them at licensed gambling premises the ability to self-exclude from facilities for the same kind of gambling offered in their locality by any other holder of an operating licence to whom this provision applies, by participating in one or more available multi-operator self-exclusion schemes.

3.5.7 - Multi-operator non-remote ordinary code

Ordinary code

Applies to:

All non-remote casino, bingo and betting licences (except in respect of the provision of facilities for betting in reliance on a track premises licence) and holders of gaming machine general operating licences for adult gaming centres

1. Licensees should contribute to and participate in the development and effective implementation of multi-operator self-exclusions schemes with the aim of making available to customers the ability to self-exclude from facilities for gambling provided by other licensed operators within their local area(s).

3.6.2 - Bingo

Ordinary code

Applies to:

All non-remote bingo licences

1. Licensees who employ children under (under-16-year-olds) and young persons (those aged 16 or 17) should be aware that it is an offence:
 - a. to employ them to provide facilities for playing bingo;
 - b. for their contracts of employment to require them, or for them to be permitted, to perform a function in connection with a gaming machine; and
 - c. to employ a child to perform any function on premises where, and at time when, facilities are being provided for playing bingo.
2. As to 1b, it should be noted that in the Commission's view the relevant provision of the Act applies to any function performed in connection with a gaming machine. This includes servicing or cleaning such a machine.
3. Accordingly, licensees should have and put into effect policies and procedures designed to ensure that:
 - a. children and young persons are never asked to perform tasks within 1a or 1b, above
 - b. all staff, including those who are children and young persons themselves, are instructed about the laws relating to access to gambling by children and young persons.
4. Licensees should consider adopting a policy that:
 - a. children are not employed to work on bingo licensed premises at any time when the premises are open for business
 - b. neither children nor young persons are in any event asked to work in areas where gaming machines are situated.

3.6.7 - Remote

Ordinary code

Applies to:

All remote licences, except remote lottery, remote pool betting, remote gaming machine technical, remote gambling software, ancillary remote bingo, ancillary remote casino and remote betting intermediary (trading rooms only) licences

1. Licensees who employ children (under-16-year-olds) and young persons (those aged 16 and 17) should be aware that it is an offence to employ them to provide facilities for gambling.

3.8.2 - Money-lending – other than casinos

Ordinary code

Applies to:

All non-remote bingo, general betting, adult gaming centre, family entertainment centre and remote betting intermediary (trading rooms only) licences

1. Licensees should seek to prevent systematic or organised money lending between customers on their premises. As a minimum, they should have arrangements in place to ensure staff are requested to report any instances of substantial money lending when they become aware of them.

3.9.1 - Identification of individual customers - remote

Social responsibility code

Applies to:

All remote licences (including ancillary remote betting licences) except gaming machine technical, gambling software, host, ancillary remote bingo, ancillary remote casino and remote betting intermediary (trading rooms only) licences

1. Licensees must have and put into effect policies and procedures designed to identify separate accounts which are held by the same individual.
2. Where licensees allow customers to hold more than one account with them, the licensee must have and put into effect procedures which enable them to relate each of a customer's such accounts to each of the others and ensure that:
 - a. if a customer opts to self-exclude they are effectively excluded from all gambling with the licensee unless they make it clear that their request relates only to some forms of gambling or gambling using only some of the accounts they hold with the licensee;
 - b. all of a customer's accounts are monitored and decisions that trigger customer interaction are based on the observed behaviour and transactions across all the accounts;
 - c. where credit is offered or allowed the maximum credit limit is applied on an aggregate basis across all accounts; and
 - d. individual financial limits can be implemented across all of a customer's accounts.
3. Licensees which are companies or other bodies corporate must take all reasonable steps to comply with the above provision as if reference to a customer holding more than one account with them included a reference to a customer holding one or more accounts with them and one or more accounts with a group company.
4. A company is a 'group company' in relation to a licensee if it is the holding company of, subsidiary of, or shares a common holding company with, the licensee. For these purposes 'holding company' and 'subsidiary' have the meanings ascribed to them by section 1159 of the Companies Act 2006 or any statutory modification or re-enactment thereof.

4.1.1 - Fair terms

Social responsibility code

Applies to:

All licences, except gaming machine technical and gambling software licences

1. Licensees must be able to provide evidence to the Commission, if required, showing how they satisfied themselves that their terms are not unfair.

4.2.2 - Display of rules - bingo

Social responsibility code

Applies to:

All non-remote bingo licences

1. In complying with any condition on a bingo premises licence or a 2005 Act large casino premises licence requiring the display of rules about gaming, licensees must ensure that the following are included:
 - a. rules about each variant of bingo made available; and
 - b. rules about any prize gaming made available.

4.2.3 - Display of rules – remote SR code

Social responsibility code

Applies to:

All remote licences (including ancillary remote betting licences), except gaming machine technical, gambling software, ancillary remote bingo, ancillary remote casino and remote betting intermediary (trading rooms only) licences

1. Licensees must make the following available to customers:
 - a. a player's guide to each gambling opportunity (bet, game or lottery) made available by the operator; and
 - b. such additional information relating to the available gambling as the Commission shall from time to time publish to licensees: the current requirements are set out in the Commission's Remote gambling and software technical standards.

4.2.4 - Remote ordinary code

Ordinary code

Applies to:

All remote licences (including ancillary remote betting licences), except gaming machine technical, gambling software, ancillary remote bingo, ancillary remote casino and remote betting intermediary (trading rooms only) licences

1. Where practicable, the player's guide and additional information referred to in the social responsibility code 4.2.3 should be made available through the medium in which the remote gambling is to be conducted. Where that is not practicable, licensees should either:
 - a. send a copy of the guide and required additional information by post, fax or email; or
 - b. make these available to the customer in another medium to which he has access.

5.1.1 - Rewards and bonuses – SR code

Social responsibility code

Applies to:

All licences (including ancillary remote licences), except gaming machine technical and gambling software licences

1. If a licensee makes available to any customer or potential customer any incentive or reward scheme or other arrangement under which the customer may receive money, goods, services or any other advantage (including the discharge in whole or in part of any liability of his) ('the benefit') the scheme must be designed to operate, and be operated, in such a way that:
 - a. the circumstances in which, and conditions subject to which, the benefit is available are clearly set out and readily accessible to the customers to whom it is offered;
 - b. neither the receipt nor the value or amount of the benefit is:
 - i. dependent on the customer gambling for a pre-determined length of time or with a pre-determined frequency; or
 - ii. altered or increased if the qualifying activity or spend is reached within a shorter time than the whole period over which the benefit is offered.
 - c. if the value of the benefit increases with the amount the customer spends it does so at a rate no greater than that at which the amount spent increases; and further that:
 - d. if the benefit comprises free or subsidised travel or accommodation which facilitates the customer's attendance at particular licensed premises the terms on which it is offered are not directly related to the level of the customer's prospective gambling.
2. If a licensee makes available incentives or reward schemes for customers, designated by the licensee as 'high value, 'VIP' or equivalent, they must be offered in a manner which is consistent with the licensing objectives.

Licensees must take into account the Commission's guidance on high value customer incentives.

5.1.2 - Proportionate rewards

Ordinary code

Applies to:

All licences (including ancillary remote licences), except gaming machine technical and gambling software licences

1. Licensees should only offer incentive or reward schemes in which the benefit available is proportionate to the type and level of customers' gambling.

5.1.3 - Alcoholic drinks

Social responsibility code

Applies to:

All non-remote bingo and casino licences

1. If licensees offer customers free or discounted alcoholic drinks for consumption on the premises they must do so on terms which do not in any way link the availability of such drinks to whether, or when, the customer begins, or continues, to gamble.
2. Licensees must not make unsolicited offers of free alcoholic drinks for immediate consumption by customers at a time when they are participating in gambling activities.

5.1.6 - Compliance with advertising codes

Social responsibility code

Applies to:

All licences, except lottery licences

1. All marketing of gambling products and services must be undertaken in a socially responsible manner.
2. In particular, Licensees must comply with the advertising codes of practice issued by the Committee of Advertising Practice (CAP) and the Broadcast Committee of Advertising Practice (BCAP) as applicable. For media not explicitly covered, licensees should have regard to the principles included in these codes of practice as if they were explicitly covered.
3. The restriction on allowing people who are, or seem to be, under 25 years old (ie: those in the 18-24 age bracket) to appear in marketing communications need not be applied in the case of non-remote point of sale advertising material, provided that the images used depict the sporting or other activity that may be gambled on and not the activity of gambling itself and do not breach any other aspect of the advertising codes.

5.1.8 - Compliance with industry advertising codes

Ordinary code

Applies to:

All licences

1. Licensees should follow any relevant industry code on advertising, notably the Gambling Industry Code for Socially Responsible Advertising.

5.1.9 - Other marketing requirements

Social responsibility code

Applies to:

All licences

1. Licensees must ensure that their marketing communications, advertisement, and invitations to purchase (within the meaning of the Consumer Protection from Unfair Trading Regulations 2008) do not amount to or involve misleading actions or misleading omissions within the meaning of those Regulations.
2. Licensees must ensure that all significant conditions which apply to marketing incentives are provided transparently and prominently to consumers. Licensees must present the significant conditions at the point of sale for any promotion, and on any advertising in any medium for that marketing incentive except where, in relation to the latter, limitations of space make this impossible. In such a case, information about the significant conditions must be included to the extent that it is possible to do so, the advertising must clearly indicate that significant conditions apply and where the advertisement is online, the significant conditions must be displayed in full no further than one click away.
3. The terms and conditions of each marketing incentive must be made available for the full duration of the promotion.

5.1.10 - Online marketing in proximity to information on responsible gambling

Ordinary code

Applies to:

All licences

1. Licensees should ensure that no advertising or other marketing information, whether relating to specific offers or to gambling generally, appears on any primary web page/screen, or micro site that provides advice or information on responsible gambling

5.1.11 - Direct electronic marketing consent

Social responsibility code

Applies to:

All licences

1. Unless expressly permitted by law consumers must not be contacted with direct electronic marketing without their informed and specific consent. Whenever a consumer is contacted the consumer must be provided with an opportunity to withdraw consent. If consent is withdrawn the licensee must, as soon as practicable, ensure the consumer is not contacted with electronic marketing thereafter unless the consumer consents again. Licensees must be able to provide evidence which establishes that consent.

6.1.1 - Complaints and disputes

Social responsibility code

Applies to:

All licences (including ancillary remote licensees) except gaming machine technical and gambling software licences

1. Licensees must put into effect appropriate policies and procedures for accepting and handling customer complaints and disputes in a timely, fair, open and transparent manner.
2. Licensees must ensure that they have arrangements in place for customers to be able to refer any dispute to an ADR entity in a timely manner if not resolved to the customer's satisfaction by use of their complaints procedure within eight weeks of receiving the complaint, and where the customer cooperates with the complaints process in a timely manner.
3. The services of any such ADR entity must be free of charge to the customer.
4. Licensees must not use or introduce terms which restrict, or purport to restrict, the customer's right to bring proceedings against the licensee in any court of competent jurisdiction. Such terms may, however, provide for a resolution of a dispute agreed by the customer (arrived at with the assistance of the ADR entity) to be binding on both parties.
5. Licensees' complaints handling policies and procedures must include procedures to provide customers with clear and accessible information on how to make a complaint, the complaint procedures, timescales for responding, and escalation procedures.
6. Licensees must ensure that complaints policies and procedures are implemented effectively, kept under review and revised appropriately to ensure that they remain effective, and take into account any applicable learning or guidance published by the Gambling Commission from time to time.
7. Licensees should keep records of customer complaints and disputes and make them available to the Commission on request.

In this Code, 'ADR entity' means

- a. a person offering alternative dispute resolution services whose name appears on the list maintained by the Gambling Commission in accordance with The Alternative Dispute Resolution for Consumer Disputes (Competent Authorities and Information) Regulations 2015 and,
- b. whose name appears on the list of providers that meet the Gambling Commission's additional standards found in the document 'Alternative dispute resolution (ADR) in the gambling industry – standards and guidance for ADR providers'.

Both lists are on the Commission's website and will be updated from time to time.

Read additional guidance on the information requirements contained within this section.

7.1.2 - Responsible gambling information for staff

Social responsibility code

Applies to:

All licences, including betting ancillary remote licences, but not other ancillary remote licences

1. Licensees must take all reasonable steps to ensure that staff involved in the provision of facilities for gambling are made aware of advice on socially responsible gambling and of where to get confidential advice should their gambling become hard to control.

8.1.1 - Ordinary code

Ordinary code

Applies to:

All licences

1. As stated earlier in this code, the Commission expects licensees to work with the Commission in an open and cooperative way and to inform the Commission of any matters that the Commission would reasonably need to be aware of in exercising its regulatory functions. These include in particular matters that will have a material impact on the licensee's business or on the licensee's ability to conduct licensed activities compliantly and consistently with the licensing objectives.
2. Thus, licensees should notify the Commission, or ensure that the Commission is notified, as soon as reasonably practicable and in such form and manner as the Commission may from time to time specify¹, of any matters which in their view could have a material impact on their business or affect compliance. The Commission would, in particular, expect to be notified of the occurrence of any of the following events in so far as not already notified in accordance with the conditions attached to the licensee's licence²:
 - a. any material change in the licensee's structure or the operation of its business
 - b. any material change in managerial responsibilities or governance arrangements
 - c. any report from an internal or external auditor expressing, or giving rise to, concerns about material shortcomings in the management control or oversight of any aspect of the licensee's business related to the provision of gambling facilities.

Read additional guidance on the information requirements contained within this section.

¹ These matters are to be reported to us online via our 'eServices' digital service on our website.

² Events which must be reported, because the Commission considers them likely to have a material impact on the nature or structure of a licensee's business, are set out in general licence condition 15.2.1

9.1.2 - Bingo

Social responsibility code

Applies to:

All non-remote bingo operating licences

1. Gaming machines may be made available for use in licensed bingo premises only where there are also substantive facilities for non-remote bingo, provided in reliance on this licence, available in the premises.
2. Facilities for gambling must only be offered in a manner which provides for appropriate supervision of those facilities by staff at all times.
3. Licensees must ensure that the function along with the internal and/or external presentation of the premises are such that a customer can reasonably be expected to recognise that it is a premises licensed for the purposes of providing bingo facilities.

10.1.1 - Assessing local risk

Social responsibility code

Applies to:

All non-remote casino, adult gaming centre, bingo, family entertainment centre, betting and remote betting intermediary (trading room only) licences, except non-remote general betting (limited) and betting intermediary licences.

1. Licensees must assess the local risks to the licensing objectives posed by the provision of gambling facilities at each of their premises, and have policies, procedures and control measures to mitigate those risks. In making risk assessments, licensees must take into account relevant matters identified in the licensing authority's statement of licensing policy¹.
2. Licensees must review (and update as necessary) their local risk assessments:
 - a. to take account of significant changes in local circumstances, including those identified in a licensing authority's statement of licensing policy;
 - b. when there are significant changes at a licensee's premises that may affect their mitigation of local risks;
 - c. when applying for a variation of a premises licence; and
 - d. in any case, undertake a local risk assessment when applying for a new premises licence.

¹This is the statement of licensing policy under the Gambling Act 2005.

10.1.2 - Sharing local risk assessments

Ordinary code

Applies to:

All non-remote casino, adult gaming centre, bingo, family entertainment centre, betting and remote betting intermediary (trading room only) licences, except non-remote general betting (limited) and betting intermediary licences

1. Licensees should share their risk assessment with licensing authorities when applying for a premises licence or applying for a variation to existing licensed premises, or otherwise on request.

Highlighted Extracts of the Gambling Commission's Guidance to Licensing Authorities

4.5 Licensing authorities in England and Wales have responsibilities under the Licensing Act 2003 (opens in new tab). There are some inter-dependencies between the Licensing Act 2003 (opens in new tab) and the Act, in terms of the framework for decision making and the procedures that must be followed. However, licensing authorities must take care to ensure that they follow the procedures and only take into account issues that are relevant to the Act, when dealing with applications under the Act. Particular care should be taken to distinguish considerations made under the Act from those relevant to alcohol licensing, public entertainment or late night refreshments.

Licensing (Scotland) Act 2005

4.6 The position in Scotland is similar, with procedures and decision making requirements under both the Licensing (Scotland) Act 2005 (opens in new tab) and the Act. The same care must be taken by licensing authorities in Scotland to consider only those issues which are relevant to matters under the Act in their decision making, and to ensure that they follow the prescribed procedures under the Act.

Other provisions and legislation

4.7 Conditions on premises licences should relate only to gambling, as considered appropriate in light of the principles to be applied by licensing authorities under s.153 of the Act. Accordingly, if the Commission's Licence conditions and codes of practice (LCCP) or other legislation places particular responsibilities or restrictions on an employer or the operator of premises, it is not necessary or appropriate to impose similar conditions on a premises licence issued in accordance with the Act.

4.8 Similarly, where other legislation confers powers on inspection and enforcement agencies in relation to separate activities or concerns, the Act does not affect the continued use of such powers, for example, the powers of an environmental health officer in respect of statutory nuisance under the Environmental Protection Act 1990 (opens in new tab).

Licensing authority decisions

4.9 S.153 provides that licensing authorities shall aim to permit the use of premises for gambling in so far as they think it is:

- a. in accordance with any relevant code of practice under s.24
- b. in accordance with any relevant guidance issued by the Commission under s.25
- c. reasonably consistent with the licensing objectives (subject to a and b above),
- d. in accordance with the licensing authority's statement of licensing policy (policy statement) (subject to a to c above).

4.10 Therefore, a licensing authority has no discretion in exercising its functions under Part 8 of the Act, to grant a premises licence where that would mean taking a course which it did not think accorded with the guidance contained in this document, any relevant Commission code of practice, the licensing objectives or the licensing authority's own policy statement.

Delegations

4.11 The decision making powers of licensing authorities may be delegated, as set out in s.154 of the Act for England and Wales and s.155 for Scotland. Decisions that are delegated to a licensing committee, may be further delegated to a sub-committee, which may then arrange for the decision to be taken by an officer of the authority.

4.12 It is open to licensing committees to choose not to delegate decisions. An important consideration in determining whether any particular decision should be delegated will be whether delegation might give rise to a risk of judicial review challenge, particularly on the basis of appearance of bias.

4.13 The tables at Appendix H set out a summary of licensing authority delegations permitted under the Act for England and Wales, and for Scotland.

Part 5: Principles to be applied by licensing authorities

Licensing objectives

5.1 In exercising their functions under the Act, particularly in relation to premises licences, temporary use notices and some permits, licensing authorities must have regard to the licensing objectives set out in s.1 of the Act, namely:

- preventing gambling from being a source of crime or disorder, being associated with crime or disorder or being used to support crime
- ensuring that gambling is conducted in a fair and open way
- protecting children and other vulnerable persons from being harmed or exploited by gambling.

5.2 It is expected that the licensing authority will have set out their approach to regulation in their policy statement, having taken into account local circumstances. This is dealt with in more detail at Part 6.

Objective 1 : Preventing gambling from being a source of crime or disorder, being associated with crime or disorder or being used to support crime

5.3 Among other matters, licensing authorities may need to consider the location of premises in the context of this licensing objective. For example, in considering an application for a premises licence or permit that is in an area noted for particular problems with disorder, organised criminal activity etc, the licensing authority should think about what, if any, controls might be appropriate to prevent those premises being associated with or used to support crime. That might include conditions on the premises licence, such as a requirement for door supervisors. The requirement for conditions might be determined by the operator's own risk assessment or the local area profile carried out by the licensing authority, as detailed in Part 6. A non-exhaustive list of licence conditions is provided at Appendix F.

5.4 A licensing authority will need to consider questions raised by the location of gambling premises when:

- formulating its statement of licensing policy
- receiving relevant representations to an application
- dealing with applications as a responsible authority in its own right considering applications before it.

5.5 In the context of gambling premises licences, licensing authorities should generally consider disorder as activity that is more serious and disruptive than mere nuisance. Factors to consider in determining whether a disturbance was serious enough to constitute disorder would include whether police assistance was required and how threatening the behaviour was to those who could see or hear it. There is not a clear line between nuisance and disorder and the licensing authority should take the views of its lawyers before determining what action to take in circumstances in which disorder may be a factor.

5.6 Regulatory issues arising from the prevention of disorder are likely to focus almost exclusively on premises licensing, rather than on operating licences. However, if there are persistent or serious disorder problems that an operator could or should do more to prevent, the licensing authority should bring this to the attention of the Commission so that it can consider the continuing suitability of the operator to hold an operating licence.

5.7 Of course, licensing authorities are experienced in making judgements in relation to the suitability of premises, particularly those for which they have responsibilities under the Licensing Act 2003 (opens in new tab) /Licensing (Scotland) Act 2005 (opens in new tab), in which context they have wider powers to also take into account measures to prevent nuisance.

5.8 In relation to preventing disorder, licensing authorities have the ability under s.169 of the Act to attach additional conditions to premises licences, and are entitled to include a requirement for door supervision, as provided for in s.178 of the Act. If a person employed on door supervision would be required to hold a licence issued by the Security Industry Authority (opens in new tab) (SIA), that requirement will have force as though it were a condition on the premises licence. Further information on conditions on premises licences can be found in Part 9 of this guidance.

5.9 There are a number of voluntary initiatives that the gambling industry participates in to address issues such as underage access, staff safety and security. These change from time to time and licensing authorities are advised to check with local operators, for example when conducting inspections, as to which (if any) scheme the operator is a part of. For example, The Safe Bet Alliance's Voluntary Code of Safety and Security National Standards for Bookmakers. Further information can often be found on the websites of industry trade associations.

5.10 Licensing authorities do not need to investigate the suitability of an applicant for a premises licence, including in relation to crime. The issue of suitability will already have been considered by the Commission, because any applicant (except occupiers of tracks who do not propose to offer gambling themselves) will have to hold an operating licence from the Commission before the premises licence can be issued. However, if the licensing authority receives information during the course of considering a premises licence application or at any other time, that causes it to question the suitability of the applicant to hold an operating licence, these concerns should be brought to the attention of the Commission without delay.

Objective 2 : Ensuring that gambling is conducted in a fair and open way

5.11 Generally the Commission would not expect licensing authorities to find themselves dealing with issues of fairness and openness frequently. Fairness and openness is likely to be a matter for either the way specific gambling products are provided and therefore subject to the operating licence, or will be in relation to the suitability and actions of an individual and therefore subject to the personal licence. However, if licensing authorities suspect that gambling is not being conducted in a fair and open way this should be brought to the attention of the Commission so that it can consider the continuing suitability of the operator to hold an operating licence or of an individual to hold a personal licence.

5.12 In relation to the licensing of tracks, the licensing authority's role will be different from other premises in that track owners will not necessarily have an operating licence. In those circumstances the premises licence may need to contain conditions to ensure that the environment in which betting takes place is suitable. Further information can be found in Part 20 of this guidance.

Objective 3 : Protecting children and other vulnerable persons from being harmed or exploited by gambling

5.13 In exercising their powers under s.153, licensing authorities should consider whether staff will be able to adequately supervise the gambling premises, as adequate staffing levels is a factor to consider regarding the prevention of underage gambling. The Commission would expect the operator and the licensing authority to work together to consider how any impediments to the supervision of premises might be most appropriately remedied. Supervision also applies to premises that are themselves not age-restricted (eg bingo and family entertainment centre (FEC) premises) but which make gambling products and facilities available.

5.14 Where a licensing authority considers the structure or layout of premises to be an inhibition or potential inhibition to satisfying this licensing objective, the licensee should consider what changes are required to ensure the risk is mitigated. Such changes might include the positioning of staff or CCTV, the use of floor-walkers and the relocation of the staff counter to enable direct line of sight. Licensing authorities will need to consider the proportionality of changes to the physical layout in relation to other measures that could be put in place.

5.15 If the operator fails to satisfy the licensing authority that the risks are sufficiently mitigated, it may be appropriate to conduct a review of the premises licence.

5.16 In relation to casinos, the Commission has issued a code of practice on access to casino premises by children and young persons, as provided for by s.176 of the Act. The code of practice is available as part of the Licence conditions and codes of practice (LCCP) or as Gambling codes of practice. In accordance with s.176 of the Act, adherence to the code will be a condition of the premises licence. Further information can be found in Parts 9 and 17 of this guidance.

5.17 The Act does not seek to prohibit particular groups of adults from gambling in the same way that it prohibits children. The Commission does not seek to define 'vulnerable persons' but it does, for regulatory purposes, assume that this group includes people who gamble more than they want to, people who

gamble beyond their means and people who may not be able to make informed or balanced decisions about gambling due to, for example, mental health, a learning disability or substance misuse relating to alcohol or drugs.

5.18 Licensing authorities need to consider, in relation to particular premises, whether any special considerations apply in relation to the protection of vulnerable persons. This could be a local risk that is reflected in the licensing authority's policy statement. Any such considerations need to be balanced against the authority's objective to aim to permit the use of premises for gambling.

Section 153 principles

5.19 S.153 of the Act provides that, in exercising its functions under Part 8 of the Act, a licensing authority shall aim to permit the use of premises for gambling in so far as it thinks it is:

- a. in accordance with any relevant code of practice under s.24 (the LCCP)
- b. in accordance with any relevant guidance issued by the Commission under s.25 (this guidance)
- c. reasonably consistent with the licensing objectives (subject to a and b above)
- d. in accordance with the licensing authority's statement of licensing policy (policy statement) (subject to a to c above).

5.20 Whilst there is a presumption in favour of permitting the relevant premises to be used for gambling, the licensing authority may not do so unless satisfied that such use would be in accordance with this guidance, any relevant Commission code of practice, its own statement of licensing policy, and the licensing objectives.

5.21 In the unlikely event that a licensing authority perceives a conflict between a provision of a Commission code of practice or this guidance, and its own policy statement or view as to the application of the licensing objectives, the structure of s.153 makes it clear that the Commission's codes and this guidance take precedence.

5.22 In determining applications for premises licences, the Act explicitly sets out two principles that licensing authorities should **not** have regard to:

- s.153 makes it clear that in deciding whether or not to grant a licence, a licensing authority must not have regard to the expected demand for gambling premises that are the subject of the application
- s.210 (1) of the Act states that 'in making a decision in respect of an application...a licensing authority should not have regard to whether or not a proposal by the applicant is likely to be permitted in accordance with law relating to planning or building'.

5.23 A licensing authority is therefore afforded significant scope to exercise its powers under s.153 on the grounds that it does not encroach on the two principles set out above.

5.24 The requirements in s.153 are subject to the licensing authority's power under s.166 to resolve not to issue casino premises licences. This means that a resolution not to issue a casino premises licence applies regardless of the matters set out in s.153.

Codes of practice

5.25 The LCCP sets out the Commission's general licence conditions and associated codes of practice provisions under the Act. The codes of practice are set out within the second part of the LCCP.

5.26 To assist licensing authorities in determining premises applications and inspecting premises, all the codes of practice) are also available as a single document. The codes specify a number of requirements, many of which relate to social responsibility issues and these may be of particular interest where a licensing authority has concern about matters such as protection of the young and vulnerable. It should be noted that the codes also apply to situations in which the gambling being offered is not normally the responsibility of an operating licence holder. Examples include the code of practice for equal chance gaming and the code for gaming machines in clubs and premises with an alcohol licence.

Good practice in regulation

5.27 Under the Legislative and Regulatory Reform Act 2006 (opens in new tab), any person exercising a specified regulatory function has a legal duty to have regard to the statutory principles of good regulation in the exercise of the function (Legislative and Regulatory Reform Act 2006 (opens in new tab), section 21). These provide that regulatory activities should be carried out in a way which is transparent, accountable, proportionate, and consistent and should be targeted only at cases in which action is needed. The Commission has regard to these principles in relation to its responsibilities and also has regard to the requirements of the Regulators' Code (previously the Regulators' Compliance Code), Department of Business, Innovation and Skills⁵, 2014, issued under section 23 of the Legislative and Regulatory Reform Act 2006 (opens in new tab). The purpose of the Code is to promote efficient and effective approaches to regulatory inspection and enforcement which improve regulatory outcomes without imposing unnecessary burdens on business.

5.28 The statutory principles of good regulation and the Code also apply to local authorities, who are under a statutory duty to have regard to them when fulfilling their regulatory functions under the Act. The Legislative and Regulatory Reform (Regulatory Functions) Order 2007 (opens in new tab), was amended by the Legislative and Regulatory Reform (Regulatory Functions) (Amendment) Order 2009 (opens in new tab), which, amongst other things, extended the application of the 2007 Order to local authorities in Wales and Scotland exercising regulatory functions under the Gambling Act 2005 (opens in new tab) - see Parts 3 and 7.

5.29 Guidance produced by Regulatory Delivery now replaced by the Office of Product Safety and Standards seeks to assist local authorities in interpreting the requirements of the Regulator's Code for example in delivering risk-based regulation in relation to age restrictions.

Age-restricted products and services framework (opens in new tab)⁶ sets out an agreed set of shared responsibilities and reasonable expectations for young people, their parents and carers, businesses, employees and regulators with regards to access to age restricted products and services. The document forms the foundations of the Age-restricted products and services: a code of practice for regulatory delivery (opens in new tab)⁷.

Human Rights Act 1998

5.30 The Secretary of State has certified that the Act is compatible with the European Convention on Human Rights. In considering applications, and taking enforcement action under the Act, licensing

authorities should bear in mind that they are subject to the Human Rights Act 1998 (opens in new tab) and in particular:

- Article 1, Protocol 1 – peaceful enjoyment of possessions. A licence is considered a possession in law and people should not be deprived of their possessions except in the public interest
- Article 6 – right to a fair hearing
- Article 8 – respect for private and family life. In particular, removal or restriction of a licence may affect a person's private life
- Article 10 – right to freedom of expression.

Other considerations

5.31 Licensing authorities should not turn down applications for premises licences where relevant objections can be dealt with through the use of conditions. In determining applications for premises licences and permits, a licensing authority may request as much information as it requires to satisfy itself that all the requirements set out at s.153 of the Act are met.

5.32 Licensing authorities must ensure that the application is in accordance with the relevant codes of practice, this guidance, the licensing objectives and the licensing authority's own policy statement. There is, therefore, significant scope for licensing authorities to request additional information from the applicant where they have concerns about both new applications and variations.

5.33 Where concerns remain, licensing authorities may choose to attach conditions to the premises licence. Further details are provided in Part 9 and a non-exhaustive list of licence conditions is included at Appendix F of this guidance.

5.34 Licensing authorities should be aware that other considerations such as moral or ethical objections to gambling are not a valid reason to reject applications for premises licences. In deciding to reject an application, a licensing authority should rely on reasons that demonstrate that the licensing objectives are not being, or are unlikely to be, met, and such objections do not relate to the licensing objectives. An authority's decision cannot be based on dislike of gambling, or a general notion that it is undesirable to allow gambling premises in an area (with the exception of the casino resolution powers).

7.51 Previous guidance from DCMS (opens in new tab) and the Commission has been that an application for a variation will only be required where there are material changes to the layout of the premises. What constitutes a material change will be a matter for local determination but it is expected that a common sense approach will be adopted. When considering an application for variations, the licensing authority will have regard to the principles to be applied as set out in s.153 of the Act.

Representations

7.52 In dealing with an application, licensing authorities are obliged to consider representations from two categories of person, referred to in the Act as 'responsible authorities' and 'interested parties'. Representations from other parties are inadmissible. Further information on these categories can be found in Part 8 of this guidance.

7.53 Having determined that the representation is admissible, the licensing authority must consider its relevance. Only representations that relate to the licensing objectives, or that raise issues under the licensing authority's policy statement, or the Commission's guidance or codes of practice, are likely to be relevant.

7.54 The licensing authority will also need to consider if representations are 'frivolous' or 'vexatious'. This is a question of fact and licensing authorities are advised to seek help from their legal advisers in interpreting these phrases although relevant considerations may include:

- who is making the representation, and whether there is a history of making representations that are not relevant
- whether it raises a 'relevant' issue
- whether it raises issues specifically to do with the premises that are the subject of the application.

7.55 The Commission does not routinely make representations on premises licence applications. However, the fact that the Commission has not made a representation on a particular premises licence application should not be taken as indicating the Commission's approval of that application. Exceptionally, where an application for a premises licence, or the operation of a current premises licence, raises matters of wider or national significance, the Commission will consider making representations or requesting a review.

Making a decision

7.56 As explained earlier, the licensing authority's primary obligation under s.153(1) is to permit the use of premises in so far as it thinks that to do so is:

- a. in accordance with any relevant code of practice issued by the Commission
- b. in accordance with any relevant guidance issued by the Commission

- c. reasonably consistent with the licensing objectives (subject to a and b above)
- d. in accordance with the licensing authority's statement of licensing policy (policy statement) (subject to a to c above).

7.57 Further information and guidance as to the meaning and effect of s.153 is set out at paragraph 5.19 above.

Consideration of planning permission and building regulations

7.58 In determining applications, the licensing authority should not take into consideration matters that are not related to gambling and the licensing objectives. One example would be the likelihood of the applicant obtaining planning permission or building regulations approval for their proposal. Licensing authorities should bear in mind that a premises licence, once it comes into effect, authorises premises to be used for gambling. Accordingly, a licence to use premises for gambling should only be issued in relation to premises that the licensing authority can be satisfied are going to be ready to be used for gambling in the reasonably near future, consistent with the scale of building or alterations required before the premises are brought into use. Equally, licences should only be issued where they are expected to be used for the gambling activity named on the licence. This is why the Act allows a potential operator to apply for a provisional statement if construction of the premises is not yet complete, or they need alteration, or he does not yet have a right to occupy them. Part 11 of this guidance gives more information about provisional statements.

7.59 As the Court has held in a 2008 case (*The Queen (on the application of) Betting Shop Services Limited –v- Southend-on-Sea Borough Council* [2008] EWHC 105 (Admin)), operators can apply for a premises licence in respect of premises which have still to be constructed or altered, and licensing authorities are required to determine any such applications on their merits. Such cases should be considered in a two stage process; first, licensing authorities must decide whether, as a matter of substance after applying the principles in s.153 of the Act, the premises ought to be permitted to be used for gambling; second, in deciding whether or not to grant the application a licensing authority will need to consider if appropriate conditions can be put in place to cater for the situation that the premises are not yet in the state in which they ought to be before gambling takes place.

7.60 For example, where the operator has still to undertake final fitting out of the premises but can give a reasonably accurate statement as to when the necessary works will be completed, it may be sufficient to simply issue the licence with a future effective date, as is possible under the Regulations (SI 2007/459: *The Gambling Act 2005 (Premises Licences and Provisional Statements) Regulations 2007* and SSI No 196: for Scotland). The application form allows the applicant to suggest a commencement date and the notice of grant allows the licensing authority to insert a date indicating when the premises licence comes into effect. In other cases, it may be appropriate to issue the licence subject to a condition that trading in reliance on it shall not commence until the premises have been completed in all respects in accordance with the scale plans that accompanied the licence application. If changes to the pre-grant plans are made, then parties who have made representations should be able to comment on the changes made. Part 9 of this guidance gives more information about licence conditions.

7.61 If the plans submitted at the time of the application for a premises licence are changed in any material respect during the fitting out of the premises after the grant of the licence, then the applicant will be in breach of the licence. If the applicant wishes to change the proposed plans after grant then, in order to avoid breaching the licence, it will be necessary for the applicant to either make a fresh application under s.159 or seek an amendment to a detail of the licence under s.187 of the Act. If there are substantive

9.25 The following mandatory conditions apply to all premises licences:

- the summary of the premises licence issued by the licensing authority must be displayed in a prominent place on the premises. In England and Wales this must include a summary of the terms and conditions of the premises licence.
- the layout of the premises must be maintained in accordance with the plan that forms part of the premises licence.
- neither National Lottery products nor tickets in a private or customer lottery may be sold on the premises in England and Wales. Sale of National Lottery and private lottery tickets are prohibited in Scotland.

9.26 There are also mandatory conditions attaching to each type of premises licence controlling access between premises. There can be no direct access between one premises licensed under the Act and another premises licensed under the Act, with the following exceptions:

- between licensed betting premises
- between bingo premises and alcohol-licensed premises/clubs with a club gaming or club machine permit/family entertainment centres (FECs) and tracks
- between tracks and alcohol-licensed premises/clubs with a club gaming or club machine permit/FECs/betting premises and bingo premises
- between FECs and alcohol-licensed premises/bingo halls/clubs with club gaming or club machine permit and tracks.

Default conditions

9.27 S.169 of the Act gives licensing authorities:

- the ability to exclude from premises licences any default conditions that have been imposed under s.168
- the power to impose conditions on premises licences that they issue.

9.28 Licensing authorities should make decisions on conditions on a case-by-case basis, and in the context of the principles of s.153. They must aim to permit the use of premises for gambling and so should not attach conditions that limit their use except where it is necessary in accordance with the licensing objectives, the Commission's codes of practice and this guidance, or their own statement of policy. Conversely, licensing authorities should not turn down applications for premises licences where relevant objections can be dealt with through the use of conditions.

9.29 Licensing authority statements of policy will need to consider the local circumstances which might give rise to the need for conditions. Where there are specific risks associated with a particular locality, the licensing authority might decide to attach conditions to the premises licence to mitigate those risks. For example, local issues associated with a high crime rate may put a premises at risk of not being consistent with the licensing objectives, and specific conditions may be necessary to address the risk.

9.30 Where there are risks associated with a specific premises or class or premises, the licensing authority may consider it necessary to attach conditions to the licence to address those risks, taking account of the local circumstances.

9.31 Conditions imposed by the licensing authority must be proportionate to the circumstances which they are seeking to address. In particular, licensing authorities should ensure that the premises licence conditions are:

- relevant to the need to make the proposed building suitable as a gambling facility
- directly related to the premises (including the locality and any identified local risks) and the type of licence applied for
- fairly and reasonably related to the scale and type of premises
- reasonable in all other respects.

Conditions that may not be attached to premises licences by licensing authorities

9.32 The Act sets out certain matters that may not be the subject of conditions:

- s.169(4) prohibits a licensing authority from imposing a condition on a premises licence which makes it impossible to comply with an operating licence condition
- s.172(10) provides that conditions may not relate to gaming machine categories, numbers, or method of operation
- s.170 provides that membership of a club or body cannot be required by attaching a condition to a premises licence (the Act specifically removed the membership requirement for casino and bingo clubs and this provision prevents it being reinstated)
- s.171 prevents a licensing authority imposing conditions in relation to stakes, fees, winnings or prizes.

Part 10: Review of premises licence by licensing authority

Introduction

10.1 A premises licence may be reviewed by the licensing authority of its own volition or following the receipt of an application requesting a review from a responsible authority or an interested party (as defined in s.157 and s.158 of the Act). Licensing authorities should note that reviews cannot be delegated to an officer of the licensing authority – the lowest level of delegation permitted is to a licensing sub-committee.

10.2 The 'aim to permit' framework provides wide scope for licensing authorities to review premises licences where there is a potential conflict with the Commission's Licence conditions and codes of practice (LCCP) and this guidance, the licensing objectives or the licensing authorities own statement of policy. Whilst the Act does not provide a pre-defined list of issues that might prompt a licence review, it is expected that the licensing authority will have set out its view on local issues and priorities that underpin its approach to regulation in its statement of policy in any event, which might then prompt a review.

10.3 Licensing authorities are expected to act in a manner that is in accordance with the powers set out under the Act. This means that licensing authority actions, including reviews, should be in pursuit of the principles set out in s.153 of the Act or underpinned by reasonable concerns, such as changes to the local environment or resident complaints.

10.4 Licensing authorities might consider it prudent to have constructive discussions with operators about any such concerns, prior to discharging its powers. To this end, the operator might be asked to provide the licensing authority with its own local risk assessment (as provided for under ordinary code 10.1.2 of the LCCP which sets out the controls it has put in place to mitigate risks). The licensing authority has the right to exercise its powers under the Act, if the operator does not offer reasonable or practical suggestions for mitigating risks.

Initiation of review by licensing authority

10.5 S.200 of the Act provides that licensing authorities may initiate a review in relation to a particular premises licence or a particular class of premises licence. Licensing authorities may wish to consider in their scheme of delegations who initiates reviews, and any checking system of that to prevent unwarranted reviews from being conducted.

10.6 In relation to a class of premises, the licensing authority may review the use made of premises and, in particular, the arrangements that premises licence holders have made to comply with licence conditions. In relation to these general reviews, it is likely that the licensing authority will be acting as a result of concerns or complaints about particular types of premises, which may result in them looking at, for example, default conditions that apply to that category of licence.

10.7 In relation to particular premises, the licensing authority may review any matter connected with the use made of the premises if:

- it has reason to suspect that premises licence conditions are not being observed
- the premises is operating outside of the principles set out in the licensing authority's statement of policy
- there is evidence to suggest that compliance with the licensing objectives is at risk
- for any other reason which gives them cause to believe that a review may be appropriate, such as a complaint from a third party.

10.8 A formal review would normally be at the end of a process of ensuring compliance by the operator(s) which might include an initial investigation by a licensing authority officer, informal mediation or dispute resolution. If the concerns are not resolved then, after a formal review, the licensing authority may impose additional conditions or revoke the licence.

10.9 The licensing authority must give written notice to the licence holder and responsible authorities that it intends to undertake a review and must also publish notice of its intention to carry out the review. The Gambling Act 2005 (Premises Licences)(Review) Regulations 2007 (opens in new tab)(SI 2007/2258) and the Gambling Act 2005 (Review of Premises Licences)(Scotland) Regulations 2007 (opens in new tab) (SSI 2007/394) require the licensing authority to display notice at a place which is as near as reasonably practicable to the relevant premises or where it can be conveniently read by members of the public. The notice must be displayed for no less than 28 consecutive days, starting on the day that the licensing authority gives notice to the holder of the premises licence.

10.10 In addition, the notice must be published **either**:

- in a local newspaper or, if there is none, a local newsletter, circular or similar document within the licensing authority's area, at least once during the period of ten working days from the day on which the licensing authority gives notice to the holder of the premises licence, **or**
- on the licensing authority's internet website for no less than 28 consecutive days, starting on the day that the licensing authority gives notice to the holder of the premises licence.

Application for a review

10.11 S.197 of the Act provides that an application for review may be made by a responsible authority or an interested party, detailed in Part 8 of this guidance. Such applications must be submitted to the licensing authority in the prescribed form and state the reasons why a review is being requested, together with any supporting information and documents.

10.12 The regulations require the applicant to provide written notice of their application to the premises licence holder and to all responsible authorities, within seven days of making their application. Failure to do so will halt the application process until notice is received by all parties.

10.13 Representations must be made within 28 days, commencing seven days after the date on which the application was received. During these seven days the licensing authority is required to publish notice of the application, as per the process set out in the regulations referred to in paragraph 10.9.

Decision whether to grant an application for a review

10.14 S.199 provides that a licensing authority must grant an application for a review, unless it decides to reject the application under s.198 of the Act. By virtue of s.198, an application may, but need not, be rejected if the licensing authority thinks that the grounds on which the review is sought:

- a) are not relevant to the principles that must be applied by the licensing authority in accordance with s.153, namely the licensing objectives, the Commission's codes of practice and this guidance, or the licensing authority's statement of policy
- b) are frivolous
- c) are vexatious
- d) will certainly not cause the licensing authority to revoke or suspend a licence or to remove, amend or attach conditions on the premises licence
- e) are substantially the same as the grounds cited in a previous application relating to the same premises
- f) are substantially the same as representations made at the time the application for a premises licence was considered.

10.15 In the case of e) and f), the licensing authority shall take into account the period of time that has passed since the previous application or representations were made, in deciding whether this is a reasonable basis for not reviewing the licence.

10.16 As licensing authorities are required to permit the use of premises for gambling, in so far as it is in accordance with the s.153 principles, applications that raise general objections to gambling as an activity, that relate to demand for gambling premises, or raise issues relating to planning, public safety, and traffic congestion are unlikely to be considered an appropriate basis for review, leading to rejection under a) above.

10.17 The decision to grant a review must not amount to pre-judging the outcome of a review.

Carrying out a review

10.18 Having given notice of their intention to initiate a review or having decided to grant a review following an application, s.201 of the Act requires the licensing authority to carry out the review as soon as possible after the 28 day period for making representations has passed.

10.19 The purpose of the review will be to determine whether the licensing authority should take any action in relation to the licence, namely:

- add, remove or amend a licence condition imposed by the licensing authority
- exclude a default condition imposed by the Secretary of State or Scottish Ministers (for example, relating to opening hours) or remove or amend such an exclusion
- suspend the premises licence for a period not exceeding three months

**Extracts from Hansard Parliamentary
Debate discussing the inclusion of the
prevention of public nuisance as a
Licensing Objective**

Hansard Extract

On 9 November 2004 (Standing Committee B) there was a debate in the House of Commons over whether to amend the Licensing Objectives to include "the prevention of public nuisance.) Below are the relevant paragraphs from Hansard.

The amendment was withdrawn. The following are material extracts from Hansard:

Column Number: 012

Mr Foster - Amendment to include prevention of public nuisance in Licensing Objectives:

Why is it important that we deal with that in the objectives? The answer is simple. As the Bill stands, the local authority is unable to take account of effects that may occur not in a new casino or on gambling premises, but further afield, outside those premises. It is crucial that local authorities have the opportunity to do so. Indeed, the Local Government Association said when it wrote to all Members about the Second Reading debate that the prevention of public nuisance should be a licensing objective:

"The licensing objectives set out in Clause 1 of the Bill do not address potential problems of nuisance arising in the street outside gambling premises. This is particularly likely late at night and when alcohol has been consumed. While the Environmental Protection Act 1990 places a duty on local authorities to deal with statutory nuisances arising from the premises itself, and to investigate residents' complaints, it is not possible to use this legislation to deal with street nuisance, even where the problem is directly attributable to a particular venue."

Use of the Environmental Protection Act for such matters is therefore not possible. The LGA goes on to say:

"This omission will seriously hamper the ability of councils to ensure effective management of the environment around gambling premises and provides residents with little scope to make representations should street nuisance occur. The LGA believes that a new licensing objective of the prevention of public nuisance should be added to Clause 1."

Column Number: 037

The Minister for Sport and Tourism *Mr Richard Caborn, addressing the amendment*

Some gambling premises (casinos and bingo clubs) are allowed to serve alcohol to their customers, and the Bill will not stop that happening. Their entitlement does not spring from gambling laws: as one or two of my hon. Friends have said, it comes from the licensing law itself. Casinos and bingo clubs in England and Wales get their entitlement from the Licensing Act 1964. However, by the time the Bill is on the statute book, the Licensing Act 2003 will have come into force. The equivalent licensing laws govern casinos and bingo clubs in Scotland. The 2003 Act includes the prevention of public nuisance as a licensing objective, understandably so given the unfortunate connection between excess alcohol intake and bad behaviour. That was referred to by a number of hon. Members this morning.

The relevant risks associated with licensing of pubs, bars and other premises on which alcohol is sold include noise and antisocial conduct, particularly at night. That has been referred to in connection with Guildford. Accordingly, it will be open to licensing authorities, when considering applications for casinos and bingo halls to be licensed premises under the 2003 Act, to take account of the public-nuisance risk just as they do when considering any other application. If any casino were to put its alcohol licence at risk by allowing public nuisance, it would almost certainly put its continued existence and its licence at risk. Therefore, it is unnecessary in the case of casinos and bingo clubs to duplicate provisions that are already in licensing law.

There is no intention of allowing other gambling premises, such as betting shops and machine arcades, to sell alcohol, and there is no reason to apply to them a nuisance test over and above the

law on noise and other nuisance. There is no well-established association between betting and nuisance of the sort that unfortunately exists between alcohol and nuisance. We do not believe that there is any reason to single out betting shops for special treatment in contrast to grocery shops, newsagents or any other shop.

There are provisions in the general criminal and civil law on the control of public nuisance. If they are not thought to be adequate, I am not expressing a Government view on this, the solution is to strengthen the general law, not to adopt specific measures for gambling premises on the basis of no

Column Number: 038

evidence of need. In practice, all licensed gambling premises are more likely to conduct themselves responsibly than the general run of premises, if only because they will have to satisfy not just the local licensing authority concerning their present licence, but the powerful gambling commission in relation to their operating licence.

Amendment No. 1 would be regulatory overkill. The official Opposition, who continually badger us about red tape and over-regulation, should reflect on their amendments in the light of my explanation. Amendment No. 1 would only reinforce the apprehension in the gambling industry that local authorities will be over-zealous in regulating premises, and I do not believe that those fears are well grounded. It would impact significantly on the matters that could be taken into account by local authorities and would go beyond what is reasonable. I cannot advise the Committee to accept it.

<https://publications.parliament.uk/pa/cm200304/cmstand/b/st041109/pm/41109s02.htm>

<https://publications.parliament.uk/pa/cm200304/cmstand/b/st041109/am/41109s03.htm>

**Extracts of Paterson's Licensing Acts
2020 Part 8:
Para 5.158 – Premises Licences
Para 5.177 - Review**

⁶ Standing Committee B, Thursday, 2nd December 2004 (Afternoon) Col 359.

Determination of application

[5.158]

In determining an application the licensing authority must hold a hearing¹ if:

- representations have been made by an interested party or responsible authority and have not been withdrawn;
- the authority intend to use their discretion under s 169(1) to attach a condition to a licence; or
- the authority intend to use their discretion under s 169 to exclude a default condition (ie a condition automatically attached to the licence under s 168 unless excluded by the authority in its discretion)².

A hearing may, however, be dispensed with if the applicant and any interested party or responsible authority who have made representations consents to this course³, or the authority think that the representations are vexatious or frivolous or will certainly not influence their determination of the application⁴. If the authority do propose to dispense with a hearing on these latter grounds they must as soon as is reasonably practicable notify the person who made the representations⁵, presumably to enable him to seek a remedy by way of judicial review if so advised.

Where the applicant for the premises licence is an applicant for an operating licence⁶ the authority cannot determine the application until the relevant operating licence has been issued⁷.

On considering an application for a premises licence (whether at a hearing or not) the licensing authority must either grant it or reject it⁸. In making that determination the licensing authority will be subject to the provisions of s 153 which sets out the principles to be applied by the authority in exercising all their functions under Part 8 GA 2005 (ie including, but not limited to, the grant or refusal of an application for a premises licence). Section 153(1) provides as follows:

"In exercising their functions under this Part a licensing authority shall aim to permit the use of premises for gambling in so far as the authority think it—

- (a) in accordance with any relevant code of practice under s 24,
- (b) in accordance with any relevant guidance issued by the Commission under s 25,
- (c) reasonably consistent with the licensing objectives (subject to paras (a) and (b)), and
- (d) in accordance with the statement published by the authority under s 349 (subject to paras (a) to (c))."

The subsection starts by imposing a general duty on the authority to 'aim to permit the use of premises for gambling' and then sets out a series of four factors which may, in any individual case, qualify or override the general duty. The first point to note is that the provision imposes a duty on the licensing authority: it must, subject to the qualifying factors, aim to permit the use of premises for gambling. What is the scope of this duty? It is suggested that there are two elements: first, it creates a presumption in favour of granting the premises licence since it is only if the licence is granted that the premises may lawfully be used for gambling. But the duty seems to go further than that. The verb 'to aim' is defined by the *OED*⁹ as meaning: '5. To calculate one's course with a view to arriving (at a point); to direct one's course, to make it one's object to attain. Hence fig To have it as an object, to endeavour earnestly'. The *Shorter OED*¹⁰ defines it as: '3. Direct one's course, make it one's object to attain, intend, try'. A person who 'aims' to achieve a result will usually take active steps to bring it about. The provision appears to place a duty upon the licensing authority to exercise their powers so far as is lawfully possible to achieve a position in which they can grant the premises licence and thus permit the premises to be used for gambling. The most obvious way in which the authority will be able to exercise their powers in this way will be by an imaginative use of their power to frame and impose conditions (see para 5.159 below) so as to overcome objections to the application which might, in the absence of suitable conditions, lead to the application being rejected. No doubt the authority could also, in a case where a licence application gave rise to issues which could not be addressed by suitably drafted conditions, seek to consider with the applicant whether amendments to the application might overcome the objections and enable it to be granted. However, it is also necessary to recognise that the language of s 153(1) stops short of being mandatory; 'aim to permit' provides a strong steer to look favourably on an application, but no more.

As to the list of qualifying factors, these are set out in s 153(1)(a)–(d). Section 153(1)(a) qualifies the duty to aim to permit use of premises for gambling to the extent that such use must be in accordance with any relevant code of practice issued by the Gambling Commission under s 24. That section requires the Gambling Commission to issue codes of practice about the manner in which facilities for gambling are to be provided (whether by the holder of a licence or by another person). In issuing a code of practice the Gambling Commission will be subject to a duty under s 22 to promote the licensing objectives. Accordingly any code of practice should be consistent with those objectives. Section 153(1)(b) qualifies the licensing authority's duty to aim to permit the use of premises for gambling to the extent that such use must be in accordance with any relevant guidance issued by the Gambling

Section 1 Commentary

PART 8: PREMISES LICENCES

Commission under s 25. This section requires the Gambling Commission to issue guidance to local authorities¹¹ as to the manner in which they are to exercise their functions under the Act and the principles that they should apply in exercising those functions. Again the effect of s 22 is that in issuing such guidance the Commission will be under a duty to promote the licensing objectives, so again such guidance should be consistent with those objectives. The effect of all this is that any code of practice and any guidance to local authorities ought to promote the licensing objectives and no inconsistencies between the two should arise. On that basis codes of practice and guidance are placed (by s 153(1)(a) and (b)) as enjoying equal importance at the top of the hierarchy of factors set out in s 153(1)(a)-(d).

Next comes s 153(1)(c): this provides that the duty of the licensing authority to aim to permit the use of premises for gambling is qualified to the extent that such use must be reasonably consistent with the licensing objectives, but it goes on to provide that this condition is 'subject to paras (a) and (b)'. In principle there should, of course, be no conflict between (a) and (b) (which will both reflect the Gambling Commission's duty to promote the licensing objectives) and (c) (which will reflect the licensing authority's view of what the licensing objectives require). However the effect of the legislation appears to be that should there be any conflict between the two then the guidance set out in codes of practice or guidance emanating from the Gambling Commission will 'trump' any factors which the licensing authority themselves would otherwise have taken into account as relevant to the licensing objectives under s 153(1)(c).

Finally, s 153(1)(d) provides that the duty of a licensing authority to aim to permit the use of premises for gambling is qualified to the extent that such use must be in accordance with the authority's own statement issued under s 349. In preparing that statement the authority are not themselves expressly required to have regard to the licensing objectives, but they are obliged to have regard to guidance issued by the Gambling Commission under s 25 and such guidance deals, amongst other things, with the formulation by the authority of their licensing policy (see para AM5.6655). Since the s 25 guidance must itself promote the licensing objectives the effect should be that the authority's licensing policy will itself be consistent with those objectives so that it should not conflict with any code of practice or guidance issued by the Commission nor with the licensing objectives themselves. However, s 153(1)(d) provides that consideration of the licensing authority's own policy is 'subject to paras (a) to (c)' which appears to mean that in the case of an inconsistency a relevant Commission code of practice, relevant guidance or the licensing objectives themselves would 'trump' the authority's licensing policy.

In determining the application the authority may not have regard to the expected demand for the facilities which it is proposed to provide¹², nor may they have regard to the question whether or not the proposal is likely to be granted planning permission or building regulation approval¹³. Where the authority have resolved under s 166 not to issue casino premises licences an application for such a licence will, of course, necessarily fail and be rejected¹⁴.

Where the application is granted the authority must as soon as reasonably practicable give notice of the grant in the form prescribed to the applicant, the Commission, any person who made representations, the chief officer of police for any area in which the premises are wholly or partly situated and HMRC¹⁵ and must issue the licence to the applicant and must give him a summary of the terms and conditions in the prescribed form. If they have attached a condition to the licence under s 169(1)(a) or have excluded a default condition¹⁶ they must give their reasons¹⁷. If representations were made by an interested party or a responsible authority they must give their response to the representations¹⁸.

Where the application is rejected the authority must as soon as reasonably practicable give notice of the rejection in the form prescribed to the applicant and to the same parties as are entitled to be notified of a grant¹⁸. The notice must give the authority's reasons for rejecting the application¹⁹.

¹ As to procedure at hearings in relation to applications see SI 2007/173.

² GA 2005, s 162. See further para 5.159 below.

³ GA 2005, s 162.

⁴ GA 2005, s 162(3).

⁵ GA 2005, s 162(4).

⁶ Ie under GA 2005, s 159(3)(b).

⁷ GA 2005, s 163(2).

⁸ GA 2005, s 163(1).

⁹ *The Oxford English Dictionary* (2nd edn, 1989).

¹⁰ (5th Edn, OUP).

Review of a premises licence

[5.177]

The power conferred on the licensing authority to review a premises licence is designed to provide a means by which the authority may, where appropriate, monitor the use made of the premises and may, if necessary, take steps to control that use or even bring the use to an end by revoking the licence. A licensing authority may carry out a review in response to an application for review made to it by a third party who is qualified to apply, or it may carry out such a review on its own initiative.

Application for review

[5.178]

A responsible authority or an interested party may apply to the licensing authority for a review by the authority of a premises licence¹. Curiously the statutory provisions do not in terms specify that the premises licence to which the application relates must be one which was granted by the licensing authority to whom the application is made, but this is clearly to be implied. A responsible authority which applies for a review may often be part of the same local authority as the licensing authority, and this raises the prospect of a licensing authority sitting in judgment on an application to review a premises licence which was brought at the instigation of another section of the same local authority. Although the licensing authority would not be an independent and impartial tribunal for the purpose of Article 6 ECHR that requirement should be satisfied by the right of appeal to a magistrates' court so that the procedure as a whole should be Convention compliant. An application must be made in the form and manner prescribed by SI 2007/2258, reg 3 and Sch 1² specifying the grounds on which the review is sought and containing or being accompanied by prescribed information or documents². Regulations require the applicant to give notice of the application to the licensee and to the responsible authorities in relation to the premises, and require the local authority to publish notice of the application³. The regulations may, *inter alia*, require a notice to specify a time (28 days) within which the licensee, a responsible authority or an interested party may make representations about the application to the licensing authority⁴.

¹ GA 2005, s 197(1).

² GA 2005, s 197(2).

³ GA 2005, s 197(3), (4). See SI 2007/2258, regs 4 and 5.

⁴ GA 2005, s 197(6). See SI 2007/2258, reg 5(5).

Grant or rejection of application

[5.179]

A licensing authority may reject an application for review of a premises licence if they think that the grounds on which the review is sought

- do not raise an issue relevant to the principles to be applied in accordance with s 153. This (see para 5.158 above) is the section which lays down the principles to be applied generally by the licensing authority in the exercise of their functions¹;
- are frivolous or vexatious²;
- will certainly not cause the authority to wish to take action of a kind open to them following a review (ie to revoke or suspend the licence or modify one or more conditions)³;
- are substantially the same as the grounds specified in an earlier application for review⁴;
- are substantially the same as representations made in relation to the application for the grant of, or a variation of, the premises licence.⁵

In the case of the two latter grounds for rejection of the application the licensing authority must consider the length of time that has elapsed since the making of the earlier application for review or since the making of the representations⁶. Where the licensing authority consider that grounds for rejection of the application apply to some but not all of the grounds on which the application for review is made they may reject the application so far as it relates to those grounds but allow it to proceed on the other grounds⁷. If and in so far as the licensing authority do not reject the application for review they must grant the application and proceed to carry out the review⁸.

¹ GA 2005, s 198(1)(a).

Paterson's Licensing Acts
PART 5 GAMBLING ACT 2005 (08/06/2021 12:35pm)
Section 1 Commentary
PART 8: PREMISES LICENCES
Casinos

² GA 2005, s 198(1)(b), (c).

³ GA 2005, s 198(1)(d).

⁴ GA 2005, s 198(1)(e).

⁵ GA 2005, s 198(1)(f), (4); s 187(3); s 161.

⁶ GA 2005, s 198(2).

⁷ GA 2005, s 198(3).

⁸ GA 2005, s 199; s 201(1)(a); (2).

Initiation of review by licensing authority

[5.180]

A licensing authority may carry out two types of review on its own initiative, namely:

- a general review of the use made of premises which trade under premises licences of a particular class¹
- a specific review of the use made of a particular set of premises in reliance on a premises licence.²

Again, curiously, the statutory provisions do not specify that these powers may be exercised by the licensing authority only in relation to premises licences which they have themselves granted; this is to be implied. Although the power to conduct both types of review is conferred by GA 2005, s 200 they are very different in their effects. The general review appears designed to authorise the licensing authority to review the functioning of a particular sector of the gambling industry (eg the casino sector, the adult gaming centre sector, the licensed betting office sector) within their area. The authority may review the use made of the premises and in particular the arrangements made by licensees to ensure compliance with conditions attached to the licence³. The authority is not obliged to give notice of its intention to conduct such a review and there is no provision for the licensee or anyone else to make representations about it or for any hearing to be held, though in most, if not in all, cases a review of this kind is likely to involve the authority in seeking information from licence holders. The authority is not obliged to publish any findings on completing the review nor is there any power to take any specific steps in the light of the review. Rather the purpose of such a general review appears to be to enable the authority to obtain information. No doubt if a licensing authority concluded that further investigations or steps were required they would consider whether to exercise their powers either to initiate a specific review or reviews of particular premises, or to carry out inspections through their inspectors, who are 'authorised persons' for the purposes of carrying out inspections of gambling premises under the GA 2005, Part 15.

As to the second type of review which a licensing authority may initiate, an authority may review any matter connected with the use of premises in reliance on a premises licence if they have reason to suspect that the premises may have been used in purported reliance on a licence but not in accordance with a condition of the licence, or if for any reason (which may relate to the receipt of a complaint about the use of the premises), they think that a review would be appropriate⁴. Before reviewing a premises licence the authority must give notice of their intention to hold the review to the licensee, and they must publish notice of their intention to hold the review⁵. Regulations have been made about the giving and publishing of notice⁶, and these in particular require a notice to specify a time (28 days) within which the licensee, a responsible authority or an interested party may make representations about the review to the licensing authority⁷.

¹ GA 2005, s 200(1).

² GA 2005, s 200(2).

³ GA 2005, s 200(1).

⁴ GA 2005, s 200(2)(a), (b).

⁵ GA 2005, s 200(3).

⁶ SI 2007/2258, reg 8 and Schs 4 and 5.

⁷ GA 2005, s 200(5).

Review

[5.181]

Where the licensing authority have granted an application for a review (see para 5.179 above) or have given notice of their intention to hold a review (see para 5.180 above) they must, as soon as reasonably practicable after the expiry of any period for representations by the licensee, a responsible authority or an interested party¹, review the premises licence². The purpose of the review is to consider whether to take in relation to the licence action of a kind specified in s 202(1) (ie revocation or suspension of the licence or modification of one or more conditions)³. The licensing authority is required to hold a hearing unless the applicant for the review (if there is one) and each of the persons who have made representations about the review⁴ have consented to the conduct of the review without a hearing⁵, or the licensing authority think that each representation made about the review⁴ is frivolous or vexatious or will certainly not influence the review⁵. As to the procedure at review hearings, see SI 2007/173.

¹ Ie under GA 2005, s 197(6) or s 200(5).

² GA 2005, s 201(1)(2).

³ GA 2005, s 201(3).

⁴ Ie under GA 2005, s 197(6) or s 200(5).

⁵ GA 2005, s 201(4)(a).

⁶ GA 2005, s 201(4)(b).

Action following the review

[5.182]

As a result of a review of a premises licence the licensing authority may:

- revoke the licence;
- suspend the licence for a period not exceeding three months;
- exclude a default condition attached to the licence under s 168 or amend an exclusion;
- add, remove or amend a discretionary condition attached to the licence under s 169¹.

The fact that the authority 'may' take one of the above steps shows that a discretion is conferred on them to act or not to act as they see fit. Accordingly a fifth possibility exists, namely that the authority decide not to take any steps at all. In considering whether to take action of one of the four specified kinds following the review the licensing authority must have regard to:

- the matters specified in s 153 (ie the general principles to be applied by the licensing authority in the exercise of their functions under the GA 2005, Part 8 – see para 5.158 above);
- any representations made by the licensee, a responsible authority or an interested party;²
- any representations made at the hearing of the review (if there is one); and
- where the review is being held in response to an application by a responsible authority or an interested party any grounds specified in the application (apart from any which have been rejected)³.

A licensing authority may in particular take one of the steps authorised under s 202(1) on the grounds that the licensee has not used the licence⁴. If they do decide to take one of the authorised steps the licensing authority must specify the time at which the action is to take effect.⁵

As soon as possible after completion of a review of a premises licence under s 201 a licensing authority must give notice, which must be in the prescribed form and must give the authority's reasons for their decision,⁶ to the licensee, the applicant for review (if any), the Gambling Commission, any person who made representations,⁷ the chief officer of police for any area in which the premises are wholly or partly situated and HMRC⁸.

¹ GA 2005, s 202(1).

² Ie under GA 2005, s 197(6) or s 200(5).

³ GA 2005, s 201(5).

⁴ GA 2005, s 202(3).

⁵ GA 2005, s 202(2).

⁶ GA 2005, s 203(2). See SI 2007/2258, regs 13 and 14 and Sch 6

⁷ Ie under GA 2005, s 197(6) or s 200(5).

**The Gambling Act 2005 (Mandatory and Default Conditions) (England and Wales) Regulations 2007: Schedule 2
Part 1 – Conditions attaching to bingo premises licences**

SCHEDULE 2

Regulations 10 and 11

Conditions attaching to bingo premises licences

PART 1

Mandatory conditions attaching to bingo premises licences

1. A notice stating that no person under the age of 18 years is permitted to play bingo on the premises shall be displayed in a prominent place at every entrance to the premises.

2. No customer shall be able to enter the premises directly from any other premises in respect of which one of the following permissions has effect—

- (a) a casino premises licence;
- (b) an adult gaming centre premises licence;
- (c) a betting premises licence other than a track premises licence; and

3.—(1) This paragraph shall apply where children or young persons or both are permitted by the licence holder to enter the premises, and Category B or C gaming machines are made available for use on the premises.

- (2) Any area of the premises to which category B and C gaming machines are located—
 - (a) shall be separated from the rest of the premises by a physical barrier which is effective to prevent access other than by an entrance designed for the purpose;
 - (b) shall be supervised at all times to ensure children or young persons or both do not enter the area; and
 - (c) shall be arranged in such a way that ensures all parts of the area can be observed by the persons mentioned in sub-paragraph (3).
- (3) The reference to supervision in this paragraph means supervision by—
 - (a) one or more persons whose responsibilities include ensuring children or young persons or both do not enter the area; or
 - (b) closed circuit television which is monitored by one or more persons whose responsibilities include ensuring that children or young persons or both do not enter the area.

(4) A notice stating that no person under the age of 18 years is permitted to enter the area shall be displayed in a prominent place at the entrance to any area of the premises in which Category B or C gaming machines are made available for use.

4.—(1) In the case of a charge for admission to the premises, a notice of that charge shall be displayed in a prominent place at the principal entrance to the premises.

(2) In the case of any other charges in respect of gaming, a notice setting out the information in sub-paragraph (3) shall be displayed at the main point where payment for the charge is to be made.

- (3) The notice in sub-paragraph (2) shall include the following information—
 - (a) the cost (in money) of each game card (or set of game cards) payable by an individual in respect of a game of bingo;
 - (b) in respect of each game card (or set of game cards) referred to in paragraph (a) the amount that will be charged by way of a participation fee for entitlement to participate in that game; and

- (c) a statement to the effect that all or part of the participation fee may be waived at the discretion of the person charging it.
 - (4) The notice may be displayed in electronic form.
 - (5) A reference in this paragraph to a charge in respect of gaming does not include an amount paid for an opportunity to win one or more prizes in gaming to which section 288 of the 2005 Act (meaning of “prize gaming”) applies.
- 5.—**(1) The rules of each type of game that is available to be played the premises other than games played on gaming machines shall be made available to customers within the premises.
- (2) The condition in sub-paragraph (1) may be satisfied by—
 - (a) displaying a sign setting out the rules,
 - (b) making available leaflets or other written material containing the rules, or
 - (c) running an audio-visual guide to the rules prior to any bingo game being commenced.
- 6.** Any ATM made available for use on the premises shall be located in a place that requires any customer who wishes to use it to cease gambling in order to do so.

PART 2

Default conditions attaching to bingo premises licences

1. Subject to paragraph 2, no facilities for gambling shall be provided on the premises between the hours of midnight and 9am.
2. The condition in paragraph 1 shall not apply to making gaming machines available for use.